



**Trinity College Dublin**  
Coláiste na Tríonóide, Baile Átha Cliath  
The University of Dublin

# **Dean of Graduate Studies' Annual Report 2015/2016**

Professor Neville Cox  
Dean of Graduate Studies  
2017

## Contents

	<b>Page</b>
<b>1. Introduction</b>	<b>5</b>
<b>2. Office of the Dean of Graduate Studies</b>	<b>5</b>
<b>3. Graduate Studies Committee</b>	<b>7</b>
<b>4. New Course Proposals 2015/16</b>	<b>9</b>
<b>5. Processing and Admissions: Postgraduate Student and Course Numbers</b>	<b>9</b>
<b>6. Taught Postgraduate Courses – Overview of Student Numbers</b>	<b>21</b>
<b>7. Maintenance of Academic Quality</b>	<b>22</b>
<b>8. Publications</b>	<b>24</b>
<b>9. Postgraduate Admissions Data</b>	<b>25</b>
<b>10a. Doctorate Students – Funding sources</b>	<b>25</b>
<b>10b. Research Masters Students – Funding sources</b>	<b>25</b>
<b>10c. Postgraduate Taught Students – Funding sources</b>	<b>26</b>

## List of Tables, Figures and Appendices

### Tables

		<b>Page</b>
Table 1	Postgraduate new entrants and total registered graduate students from 2006/07	10
Table 2	Postgraduate student numbers from 2012/13 by category	11
Table 3	Breakdown of students by gender from 2012/13 – 2015/16	14
Table 4	Breakdown of Research students by gender and Faculty Grouping from 2012/13 to 2015/16	16
Table 5	Breakdown of Taught Masters students by gender and Faculty Grouping from 2012/13 to 2015/16	16
Table 6	Breakdown of Postgraduate Certificate, Diploma, Higher Diploma and Taught Masters students in 2015/16	17
Table 7	Overview of Student Numbers on Postgraduate Taught Courses in 2015/16 and 2014/15	19
Table 8	External Examiners Taught Programmes 2015/16	20

### Figures

Figure 1	Annual fluctuations of full-time and part-time students from 2011/12	12
Figure 2	Breakdown of Postgraduate Certificate, Diploma, Higher Diploma and Taught Masters students 2015/16	17
Figure 3	Number of Taught Masters and Postgraduate Diploma courses from 2011/12	18
Figure 4	Candidates examined in 2015/16 in receipt of examiners decision and currently remain under appeal	21
Figure 5	Examination period (in terms of months) of research theses inclusive of theses referred for major revision (when relevant) for 2015/16	22

### Appendices

Appendix 1	Registered student numbers for 2015/16 (Taught Postgraduate Courses)	27
Appendix 2	Results of approved Research and Professional Degree Examinations (by degree) for the past six years to the end of September 2015	41
Appendix 3	Number of research degrees awarded by Faculty Grouping and degree in 2013/14, 2014/15 and 2015/16	43
Appendix 4	Nationality of students in 2013/14 and 2014/15	44
Appendix 5a	Taught Postgraduate External Examiner List 2014/15	48
Appendix 5b	List of External Examiners for research degrees by Faculty in 2015/16	58
Appendix 6	Funding data by cohort for registered PG students 2015/16	

## 1. Introduction

The purpose of the annual report to the University Council is threefold:

- (i) to provide the University Council, and the wider College community, with the statistical information needed to make informed policy decisions about graduate education in the College,
- (ii) to report on the work of the Office of the Dean of Graduate Studies, and
- (iii) to make the required statutory reports to University Council regarding examiners appointed for higher degrees.

Statistical data covers the period 2015/16 and, unless otherwise noted, has been supplied by the Academic Registry.

Once approved by Council, this report will be posted on the Graduate Studies website at [http://www.tcd.ie/Graduate\\_Studies/](http://www.tcd.ie/Graduate_Studies/)

## 2. Office of the Dean of Graduate Studies

The Dean of Graduate Studies is head of the Office of the Dean of Graduate Studies (GSO). The Dean is supported by one Administrative Officer and one Executive Officer. Support for postgraduate admissions and research examinations is provided by the Academic Registry. In 2015/16 the Academic Registry assumed responsibility for the processing of postgraduate student cases.

The Dean of Graduate Studies has statutory responsibility for admitting all postgraduate students and administering the regulations regarding their academic progression and examination. The Office (GSO) acts as the central coordinating office for postgraduate education in College.

Responsibilities of the Dean of Graduate Studies supported by the staff of the Office of the Dean of Graduate Studies include:

### Development of Graduate Education Policy

This is achieved by:

- (a) Convening the Graduate Studies Committee consisting of all the Directors of Teaching and Learning (Postgraduate) in the Schools, Keeper of Readers' Services, the ISS representative, CAPSL representative, President and Vice-President of the Graduate Students' Union, and bringing before it matters of importance relating to graduate education including changes to the regulations concerning higher degrees (see *University Calendar Part III* for the Terms of Reference of the Graduate Studies Committee);
- (b) Attending national and international *fora* (e.g. Irish Universities Association, European Universities Association, Coimbra Group Taskforce; Dublin Region Higher Education Alliance, National Framework for Doctoral Education Working Group, NAIRTL (National Academy for the Integration of Research, Teaching and Learning), Innovation Academy Programme Management Board and Uiversity

- Governing Body) and using this information to develop discussion papers on matters of importance for developments in graduate education;
- (c) Representing the graduate education function on College committees and compiling and interpreting information regarding graduate education for such committees;
  - (d) Hosting and attending meeting and workshops to develop graduate education policy at a sectoral level including the development of inter institutional collaborative agreements and national frameworks;
  - (e) Updating and revising procedures of admission, progression and examination, and making the required changes to the *University Calendar Part III*.

### **Administration of postgraduate courses**

There were over 200 separate approved courses of study at postgraduate level in the College in 2015/16. These are administered by the GSO, the Academic Registry and Schools. Administrative tasks include:

- (a) Providing, with the specialist advice of Trinity Teaching and Learning (TT&L) staff, assistance and expertise to Schools in the development of new postgraduate courses.
- (b) Dealing with initial enquiries about postgraduate programmes research and taught (Masters, Postgraduate Diploma and Postgraduate Certificate) and queries about the Structured PhD and standalone modules.
- (c) Monitoring the quality of taught postgraduate courses by reviewing and distributing course examiners' reports and ensuring that recommendations are acted on;
- (d) Assisting the Quality Office with reviewing taught postgraduate programmes as part of the School review process, and also initiating occasional course reviews outside the normal process when required;
- (e) Promoting the College's postgraduate programmes through advertisement and attendance at national and international career exhibitions and fairs;
- (f) Updating and managing College funded research project listings on <http://www.phdireland.ie/>;
- (g) Managing the application process for Higher Doctorates.

### **Provision of services for graduate students**

- (a) Setting and monitoring the quality of graduate admissions to the College. All students are admitted to the University by the Dean of Graduate Studies *via* direct admissions: the Academic Registry receives and processes applications for admission liaising with Directors of Teaching and Learning (Postgraduate) in the Schools for research students and the Course Directors for admission to taught programmes.
- (b) Setting regulations for students' academic progress and monitoring these regulations, e.g. transfer from the Masters to Ph.D. register, confirmation on the Ph.D. register, time on the research register;
- (c) Reviewing and considering complex postgraduate student 'cases' in conjunction with the PG cases team in the Academic Registry .
- (d) Oversight of the Academic Registry research examination processing function.
- (e) Appointment of external examiners for taught courses and research degrees;

- (f) Receiving, reviewing and approving examination results and distributing examiners reports, for research degrees;
- (g) Reviewing and commenting on External Examiners' annual and final reports for postgraduate taught programmes;
- (h) Investigating, reviewing and adjudicating on appeals submitted to the Dean of Graduate Studies; attending appeal hearings at the Academic Appeals Committees for Graduate Studies (Taught/Research) and representing the College at Appeals submitted to the Visitors;
- (i) Managing and administering bursaries, studentships and prizes listed in the *University of Dublin Calendar Part III*;
- (j) Reviewing, allocating and disbursing funding for research students travel under the Trinity Trust Travel Grant Scheme;
- (k) Managing the applications, shortlisting and awards ceremony for the Trinity Teaching Award for Postgraduate Students;

### 3. Graduate Studies Committee

The Graduate Studies Committee (GSC) normally meets monthly during statutory term. The composition of the Graduate Studies Committee is listed in the *University Calendar Part III*.

In 2015/16, there were seven meetings of the GSC. Minutes of the GSC are available on the Office of the Dean of Graduate Studies website<sup>1</sup>. The Committee discussed the following issues of interest to the general postgraduate community in College:

#### **Graduate Studies Committee meeting minutes 2015/16 highlights:**

##### **Trinity Policy on Recognition of Prior Learning (RPL) (GS/15-16/06; GS/15-16/44)**

The Dean led a discussion on the practice and procedures used at PG level with respect to the recognition of prior learning (RPL). She explained that both experiential and certified learning is recognised in Trinity for PG admission to both the Taught and Research registers and that care was being taken to evaluate the relevance of the applicant's experience and the learning outcomes achieved when assessing applications for RPL. The recognition of professional placements, double counting, rescinding of external qualifications and the safeguarding of academic standards were discussed and it was agreed that an RPL Working Group would be established spanning both the GSC and the Undergraduate Studies Committee to develop a Trinity Policy on RPL. The Graduate Studies Committee reviewed and commented on the draft policy that was developed and it was confirmed that the final responsibility for allowing RPL exemptions would remain with the Dean of Graduate Studies for PG applicants and candidates and the policy was approved and submitted to the University Council.

##### **Postgraduate Research Student Survey (GS/15-16/21; GS/15-16/45)**

The Quality Officer explained to the committee that the evaluation of the postgraduate research student experience had been identified as a gap in the *2013/14 Annual Faculty Quality Reports* and that a working group had been convened to develop a survey instrument.

---

<sup>1</sup> [https://www.tcd.ie/Graduate\\_Studies/education-policy/committee/papers/](https://www.tcd.ie/Graduate_Studies/education-policy/committee/papers/)

The Dean led a discussion on the survey and explained that it was only focusing on academic and research areas and did not include the student experience of College facilities. It was agreed that Schools would receive the results of the survey and it was noted that the survey would assist Trinity in meeting its institutional requirements under the National Framework for Doctoral Education. The results of the first survey of PG research students which was circulated in February 2016 were presented to the Graduate Studies Committee by the Quality Office and the Dean facilitated a discussion on same. Whilst concern was expressed at the low response rate (26% of the enrolled PGR cohort for 2015/16) it was noted that 80% of respondents reported that they were satisfied with the research programme in Trinity, and 70% were satisfied with the support provided by their supervisor. Areas of concern included communication and dissemination of information on the structured components of the structured PhD. Module registration, detailed transcripts for PhD candidates and the issue of funding for research students were discussed at length. The Dean undertook to work with the Quality Office to improve the survey instrument and further strengthen its analytical capacity for the 2016/17 academic year.

#### **Postgraduate Student Cases (GS/15-16/33)**

The Dean explained that under the Academic Registry Enhancement Plan an analysis of the PG student case function which had been undertaken under START was to be implemented and that the changes to the existing processing methods which were proposed were designed to improve efficiency and speed of response and to allow for enhanced reporting of PG student cases.

#### **Postgraduate Modularisation Pilot Project (GS/15-16/34)**

The Dean advised members that a pilot project to permit Schools to run standalone modules for credit was to be implemented. She briefed the committee on the existing manual processes which required applicants to stand alone modules to complete application details through Google forms. The Dean informed the committee that the pilot, which she hoped would include 10 such modules, would implement EventBrite as an application system and that the existing practice, where only those applicants who are deemed suitable to take the module are invited to formally apply for same would remain. The Dean requested that any School interested in developing modules for the pilot should liaise directly with her on same.

#### **Policy on Remote Research Supervision (GS/15-16/51)**

The Dean explained that she received a number of requests annually from international applicants to the PhD register who are seeking to carry out their research from overseas and avail of a "remote supervision" arrangement. She further explained that she had convened a working group on remote supervision in conjunction with the Vice President for Global Relations, both to formalise current practice and to develop a policy on the remote supervision of research candidates. The Dean confirmed that the working group had agreed that remote supervision arrangements would remain exceptional and would only be considered where access to the data required for the proposed research project necessitated the candidate to remain in residence overseas. She further confirmed that the structured PhD components would remain mandatory for candidates under a remote supervision arrangement. The draft policy as presented to the Committee was approved and subsequently presented to the University Council.

### **Plagiarism (GS/15-16/53)**

The Dean clarified that the working group on plagiarism had reconvened to review the feedback on the year-long use of the new regulations in College. A number of recommendations were formulated for implementation in 2016/17. The Dean noted that communication about plagiarism regulations and the dedicated site would be improved and would include social media communications. The online plagiarism repository would be moved for greater visibility and the tutorial video would be improved. A series of workshops, using anonymised plagiarism cases from 2015/16 would be developed for Directors of Teaching and Learning PG to assist with standardizing the approach the plagiarism cases across the College. Members expressed their appreciation for the updated plagiarism regulations and the effective communications on same and noted that there was increased visibility and understanding of the issue of plagiarism amongst students.

## **4. New Course Proposals 2015/16**

M.Sc. in Comparative Social Policy (Joint course with UCD)

M.Phil. in Philosophy

M.Sc. in Applied Behaviour Analysis

M.Sc. in Digital Marketing Strategy

M.Sc. in Community Health

M.Sc. in Engineering (Sustainable Energy strand)

M.Phil. in Christian Theology

M.Sc. in Operations and Supply Chain Management

M.Sc. in Computer Science

M.Ed. (Mathematics Education strand) Postgraduate Diploma in Accounting

## **5. Processing and Admissions: Postgraduate Student and Course Numbers**

Along with the Academic Registry the Office of the Dean of Graduate Studies is one of the first points of contact for incoming and continuing postgraduate students and assists with advice on course choices, application and registration, fee payment, progression and examination. The processing of applications postgraduate taught and research courses and associated



enquires on the stages of the application process are now dealt with directly by the Academic Registry teams.

The graduate studies staff liaise closely with the Graduate Students Union to organise the Orientation meetings for new postgraduate students where they are advised on services available to them in College.

Table 1: illustrates fluctuations in the number of postgraduate students registered over the last eight years. In 2015/16 there has been an increase of 322 students (7.24%) who registered for the year on the postgraduate register in comparison to the 2014/15 year. The increase affected all new entrants to the postgraduate register and new entrants for the first time in TCD.

**Table 1: Postgraduate new entrants and total registered graduate students from 2008/2009**

	2008/09	2009/10	2010/11	2011/12	2012/13	2013/14	2014/15	2015/16
All new entrants to postgraduate register	2,858	2928	2702	2462	2502	2463	2672	<b>2798</b>
New entrants – first time in TCD	2,358	2431	2299	2209	1882	1593	1633	<b>1729</b>
Total number registered for that year	5,206	5,335	4,903	4863	4472	4309	4447	<b>4769</b>
Increase or decrease on previous year in terms of registered students	170	129	-432	-40	-391	-163	138	<b>322</b>
% increase or decrease on previous year	3.40%	2.50%	-8.10%	-0.82%	-8.04%	-3.64%	3.20%	<b>7.24%</b>

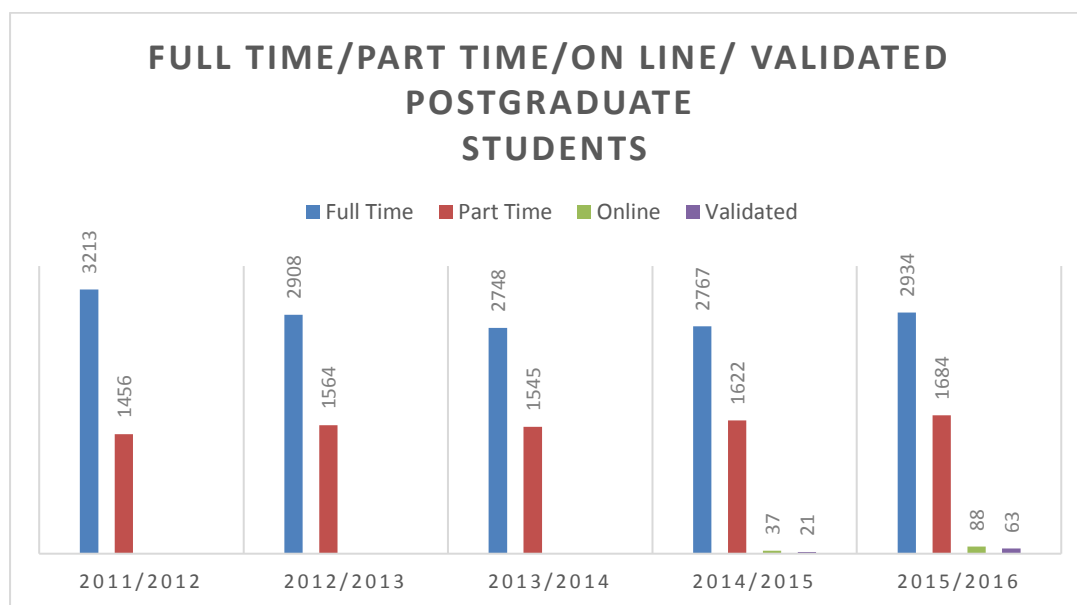
The breakdown of postgraduate student numbers in the major classes of Research, Taught Masters, Diploma & Certificate and Postgraduate Visiting is presented in Table 2.

**Table 2: Postgraduate student numbers from 2012/13 by category**

Year	Research			Taught Masters, Diploma & Certificate				Postgraduate Visiting			Total Postgraduate				
	f/t	p/t	total	f/t	p/t	on-line	total	f/t	p/t	total	f/t	p/t	Validated *	on-line	total
12/13	1622	298	1920	1264	1264		2528	22	2	24	2908	1564	0		4472
13/14	1435	298	1733	1289	1207		2496	15	40	55	2748	1545	16		4309
14/15	1398	270	1668	1317	1312	37	2666	29	40	69	2767	1622	21	37	4447
15/16	1443	278	1721	1468	1365	88	2921	23	41	64	2934	1684	63	88	4769

The following conclusions can be drawn from Table 2:

- In 2015/16 the number of postgraduate research students in both categories (full-time and part-time) had increased by 33 registered students in comparison to 2014/15. In 2014/15 the number of postgraduate research students had decreased by 65 in comparison to 2013/14.
- Research students constitute 36% of all postgraduate students in 2015/16 compared to 37.5% in 2014/2015 and 40% in 2013/14.
- Research students make up 10% of the total student body of 17,511 in 2015/16, similar 10% in 2014/15 and 10% in 2013/14.
- Of the 2,921 students registered for taught courses in 2015/16, 2,330 (49%) of all graduate students on the postgraduate register were undertaking a Masters degree, 340 (7%) were registered for a Postgraduate Diploma and 251 (5%) were registered for a Certificate.
- Part-time student numbers increased in 2015/16 to 1,684 with 35% of all postgraduate students registering for part-time study. In 2014/15 1,622 (37%) of postgraduate students registered for part-time study compared to 1,545 (36%) in 2013/14. In 2015/16 the majority of part-time students were undertaking Taught Masters courses while the number of part-time research students was relatively low by comparison at 278. However, the part-time research numbers did increase in 2015/16 (278) compared to 270 in 2014/15.



**Figure 1: Annual fluctuations of full-time and part-time students from 2011/12**

Figure 1 illustrates that from the year 2011/12, the overall annual number of registered part-time students fluctuated from 1,456 in 2011/12 to 1,684 in 2015/16.

Appendix 4 provides comparative data for students' nationality for 2015/16.

Of all the 4,769 students registered in 2015/16:

- 95 (2%) students came from Africa compared to 66 (1.5%) students out of 4,447 in 2014/15 which indicates an annual increase of 29 students.
- 428 (9%) came from Asia compared to 288 (6.5%) in 2014/15 reflecting an annual increase of 140 students.
- 16 (0.3%) came from Australia and New Zealand compared to 12 (0.2%) in 2014/15 reflecting an annual increase of 4 students.
- 299 (6.3%) came from North and Central America compared to 262 (5.8%) in 2014/15 reflecting an annual increase of 37 students.
- 38 (0.8%) came from South America compared to 36 (0.8%) in 2014/15 reflecting an annual increase of 2 students.
- There was an increase of 7 (0.2%) in the number of EU fee paying postgraduate students coming from Ireland from 3083 in 2014/15 up to 3090 in 2015/16.
- There were 739 (19.3%) non Irish EU fee paying students from the EU countries in 2015/16 compared to 649 (17.3%) in 2014/15 which indicates an annual increase of 90 students.
- 64 (1%) came from the non EU countries in Europe in 2015/16 compared to 51 (1%) in 2014/15 reflecting an increase of 13 students.
- There are 14 countries from which at least 20 students came to study in Trinity in 2015/16 i.e. Nigeria (22, 14 in 2014/15); China (120, 94 in 2014/15); India (137, 78 in 2014/15); Saudi Arabia (32, 25 in 2014/15); Canada (55, 43 in 2014/15); United States of America (229, 206 in 2014/15), Brazil (27, 27 in 2014/2015), France (61, 50 in 2014/15), Germany (101, 95 in 2014/15), Great Britain (218, 191 in 2014/15), Italy (87, 83 in 2014/15), Poland (39, 37 in 2014/15), Portugal (21, 19 in 2014/15), Spain (64, 48 in 2014/15) and these 1,213 (977 students in 2014/15) represent 25% of total postgraduate students.

Table 3 below shows the breakdown of students by gender registered on Research, Masters, Diploma's, Visiting, Occasional, Validated and Certificate programmes in 2015/16. There has been an increase in the number of male and female students registered from 2014/15 to 2015/16.

**Table 3: Breakdown of students by gender from 2011/12 – 2015/16**

	Male					Female					Total				
	2015/16	2014/15	2013/14	2012/13	2011/12	2015/16	2014/15	2013/14	2012/13	2011/12	2015/16	2014/15	2013/14	2012/13	2011/12
<b>Research</b>	<b>802</b>	815	835	953	1150	<b>919</b>	853	898	967	1146	<b>1721</b>	1668	1733	1920	2296
<b>Taught Master</b>	<b>865</b>	817	801	986	706	<b>1465</b>	1374	1207	1542	1151	<b>2330</b>	2191	2008	2528	1857
<b>Postgraduate Diplomas</b>	<b>165</b>	167	168		216	<b>175</b>	107	231		300	<b>340</b>	274	399		516
<b>PG Visiting</b>	<b>14</b>	21	14	9		<b>50</b>	48	41	15		<b>64</b>	69	55	24	
<b>Occasional</b>					58					136		0			194
<b>Validated</b>	<b>19</b>	17	2			<b>44</b>	27	23			<b>63</b>	44	25		
<b>Certificate</b>	<b>88</b>	87	47			<b>163</b>	114	42			<b>251</b>	201	89		
<b>Total</b>	<b>1953</b>	1924	1867	1948	2130	<b>2816</b>	2523	2442	2524	2733	<b>4769</b>	4447	4309	4472	4863
<b>Total Percentage</b>	<b>40.95%</b>	<b>43.27%</b>	43.30%	43.60%	43.80%	<b>59.05%</b>	<b>56.73%</b>	56.70%	56.40%	56.20%	<b>100%</b>	<b>100%</b>	100%	100%	100%

Notes:

1. From 2012/13 onwards, figures for the Taught Masters and the Taught Diploma courses will be presented under Postgraduate Taught.
2. From 2012/13 there will be a new category for PG Visiting.

Tables 4-6 (below) illustrate a breakdown of student numbers between three Faculty Groupings, the data illustrates that in 2015/16

- The number of female research students has decreased by 66 (7%) in comparison to the previous year and the number of males has decreased by 13 students (1.6%)
- the highest percentage of male research students i.e. 54.6% (438 out of all registered research males in 2015/16), compared to 51.6% (421 students in 2014/15) are registered in Engineering, Mathematics and Science
- the highest percentage of female research students i.e. 47.5% (437 out of all registered research females in 2015/16), compared to 48% (412 students in 2014/15), are registered in Arts, Humanities and Social Sciences
- overall, fewer males than females register on taught courses; although there was an increase of 51 male students from 1067 in 2014/15 to 1118 in 2015/16 registered on the Masters degree courses. There was also an increase of 241 females from 1562 in 2014/15 to 1803 in 2015/16.
- With respect to Postgraduate Certificate, Diploma, Higher Diploma and Taught Masters students, the overall number of male and female students decreased by 1 from 339 in 2014/15 to 340 in 2015/16.

Table 4: Breakdown of Research students by gender and Faculty Grouping in 2015/16, 2014/15, 2013/14 and 2012/13

Faculty Grouping	Research: Males								Research: Females							
	2015/16		2014/15		2013/14		2012/13		2015/16		2014/15		2013/14		2012/13	
	ft	pt	ft	pt	ft	pt	ft	pt	ft	pt	ft	pt	ft	pt	ft	pt
Arts, Humanities & Social Sciences	199	49	230	53	248	59	285	55	354	83	331	81	350	85	394	79
Engineering, Mathematics & Science	398	40	384	37	384	35	443	38	230	14	203	14	210	14	226	15
Health Sciences	84	32	82	29	78	31	95	37	178	60	168	55	165	73	179	74
Multi Faculty *												1		1		
<i>sub-totals</i>	<i>681</i>	<i>121</i>	<i>696</i>	<i>119</i>	<i>710</i>	<i>125</i>	<i>823</i>	<i>130</i>	<i>762</i>	<i>157</i>	<i>702</i>	<i>151</i>	<i>725</i>	<i>173</i>	<i>799</i>	<i>168</i>
Totals	802		815		835		953		919		853		898		967	

Note \* : Postgraduate Research was set up to allow an M.Litt Multi-School to exist for a specific student case

2015/16 Research: M/F 802/919 [1:1.1]

2014/15 Research: M/F 815/853 [1:1.04]

2013/14 Research: M/F 835/898 [1:1.07]

2012/13 Research: M/F 953/967 [1:1.01]

Table 5. Breakdown of Taught Masters students by gender and Faculty Grouping in 2015/16, 2014/15, 2013/14 and 2012/13

Faculty Group	Taught Masters: Males										Taught Masters: Females									
	2015/16			2014/15		2013/14		2012/13			2015/16			2014/15			2013/14		2012/13	
	ft	pt	on-line	ft	pt	ft	pt	ft	pt	ft	pt	on-line	ft	pt	*on-line	ft	pt	ft	pt	
Arts, Humanities & Social Sciences	381	212	23	332	217	345	169	318	183	722	302	33	604	282	33*	565	252	558	329	
Engineering, Mathematics & Science	101	209		111	248	134	225	149	198	97	116		104	115		86	110	79	127	
Health Sciences	46	122	7	49	110	43	100	51	96	121	372	25	117	340		116	351	131	333	
Multi Faculty		17									15									
<i>sub-totals</i>	528	560	30	492	575	522	494	518	477	940	805	58	825	737	33	767	713	768	789	
Totals	1118			1067		1016		995			1803			1562			1480		1557	

2015/16 Taught Masters: M/F 1118/1803 [1:1.6]

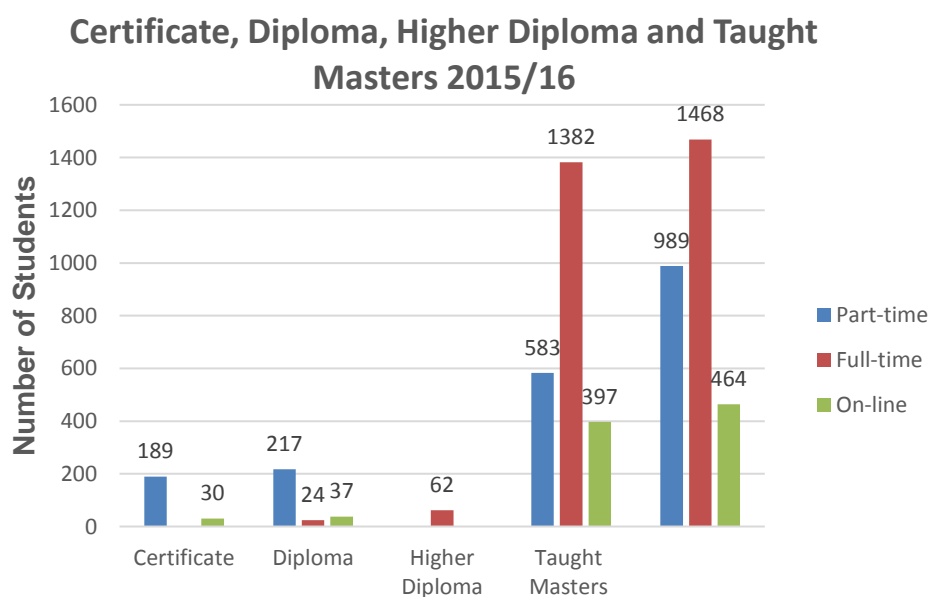
2014/15 Taught Masters: M/F 1067/1562 [1:1.4]

2013/14 Taught Masters: M/F 1016/1480 [1:1.4]

2012/13 Taught Masters: M/F 995/1557 [1:1.6]

**Table 6: Breakdown of Postgraduate Certificate, Diploma, Higher Diploma and Taught Masters students in 2015/2016**

Faculty Grouping	Breakdown	2015/2016			
		Full-time	Part-time	On-line	Total
Arts, Humanities and Social Sciences	Certificate		83		
	Diploma	24	34	35	
	Higher Diploma	29			
	Taught Masters	1050	21	397	
	<b>Totals</b>	<b>1103</b>	<b>138</b>	<b>432</b>	<b>1673</b>
Engineering, Maths and Science	Certificate		86		
	Diploma		135		
	Higher Diploma				
	Taught Masters	198	104		
	<b>Totals</b>	<b>198</b>	<b>325</b>		<b>523</b>
Health Sciences	Certificate		20	30	
	Diploma		48	2	
	Higher Diploma	33			
	Taught Masters	134	426		
	<b>Totals</b>	<b>167</b>	<b>494</b>	<b>32</b>	<b>693</b>
Multi Faculty	Taught Masters		32		
	<b>Totals</b>		<b>32</b>		<b>32</b>
<b>Grand Total</b>		<b>1468</b>	<b>989</b>	<b>464</b>	<b>2921</b>

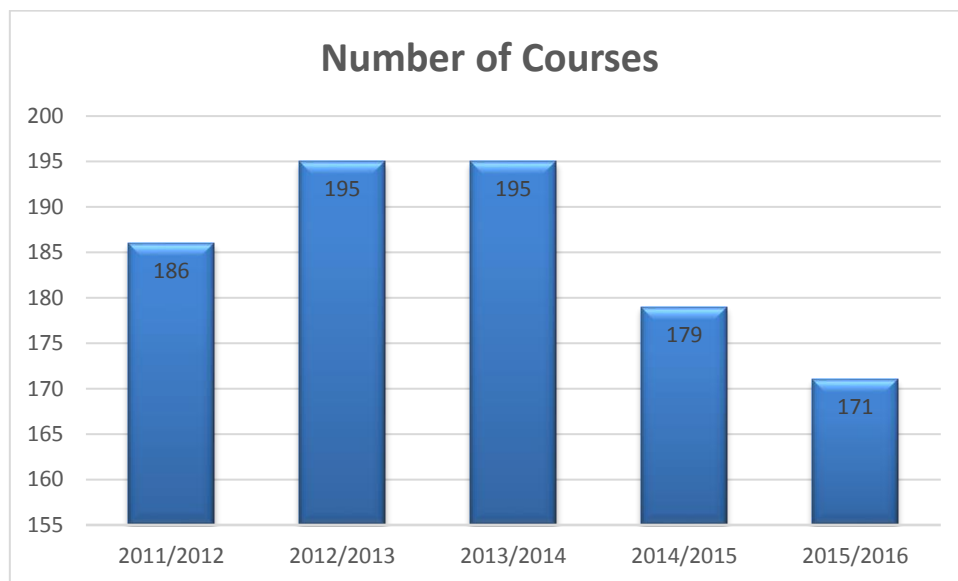


**Figure 2: Breakdown of Postgraduate Certificate, Diploma, Higher Diploma and Taught Masters students in 2015/2016**



## Postgraduate Taught Courses

The number of postgraduate taught courses running annually has decreased from 2014/15 to 2015/16. There were 171 separate courses of study in 2015/16 compared to 179 in 2014/15, 195 in 2013/14 and 2012/13 and 186 in 2011/12. The number of taught programmes has decreased by 4.5% over the last year. Increasingly, entry to some courses may be suspended for a given year for academic or resource-related reasons. Additionally, some courses may only have an intake on a biennial basis.



**Figure 3: Number of Taught Masters courses from 2011/12**

## 6. Taught Postgraduate Courses – Overview of Student Numbers

An overview of student numbers on taught postgraduate courses as presented in Appendix 1 (M.Phil./M.Sc./PG Dip/PG Cert.) in 2015/16 shows that a number of courses in all three Faculties continue to operate below optimal capacity, with fewer than 10 students.

- 60 courses across the three Faculties ran with fewer than 10 students, constituting 48% of the total number offered.
- 18 courses in Health Sciences had fewer than 10 students (42%)
- 11 courses in Engineering, Mathematics and Science had fewer than 10 students (40%)
- The Faculty of Arts, Humanities and Social Sciences had the highest number of courses with fewer than 10 students, comprising 41% of 74 courses on offer.

**Table 7: Overview of Student Numbers on Postgraduate Taught Courses in 2015/16 and 2014/15**

	2015/2016 *		2014/2015	
Faculty	Taught Courses (M.Phil./M.Sc./PG Dip./Higher Dip./Certificate)	<10 students	Taught Courses (M.Phil./M.Sc./PG Dip.)	<10 students
<b>Arts, Humanities &amp; Social Sciences</b>	<b>74</b>	<b>31</b>	<b>97</b>	<b>47</b>
%		41%		48%
<b>Engineering, Mathematics &amp; Science</b>	<b>27</b>	<b>11</b>	<b>30</b>	<b>9</b>
%		40%		30%
<b>Health Sciences</b>	<b>42</b>	<b>18</b>	<b>54</b>	<b>32</b>
%		42%		59%
<b>Totals</b>	<b>143</b>	<b>42%</b>	<b>181</b>	<b>49%</b>

\*Data produced by Office of the Dean of Graduate Studies

## 7. Maintenance of Academic Quality

Academic quality of graduate education is monitored by external examiners who play different functions depending on their role, either to assess taught courses or to examine research theses of individual students.

- Taught Courses – External Examiners

Most external examiners are appointed for a three-year period; although for some part-time courses examiners are appointed for four years. All external examiners for taught courses must complete a standard course assessment form for the first two years of their tenure and, in their final year, are required to complete a more extensive report.

**Table 8: External Examiners Taught Programmes for 2015/2016 (data as of 21st March 2017)**

Faculty	No of taught courses	No of external examiners	No of reports returned	No of reports expected	Response Rate	Reports outstanding as at 21 <sup>st</sup> March 2017
AHSS*	62	77	39	76	51.32%	37
FEMS	24	24	10	24	41.66%	14
HS**	47	32	12	43	27.90%	31
Total	133	133	61	143	42.65%	82

\*Please note that within the Faculty of AHSS, one course can have more than one examiner e.g. Master in Education (M.Ed.) has three examiners; Master in Laws (LL.M.) has five examiners; Doctorate in Clinical Psychology (D.Clin.Psych.) has four examiners; Doctorate in Counselling Psychology (D.Couns.Psych.) has four examiners; M.Phil./P.Grad.Dip. in International Peace Studies has two examiners.

\*\*Please note that within the Faculty of HS: Some examiners submit one report for more than one course e.g. Helen Rushforth submits one report for 4 courses/Carol Anne Chamley submits one report for 2 courses.

In addition, the academic integrity and overall quality of all new postgraduate course proposals are reviewed by external academic assessors, internationally recognised experts in their discipline, before submissions are made to the University Council for approval.

## Research Degrees

At least one external examiner is appointed by the Dean of Graduate Studies to provide a rigorous independent academic assessment of each student's research thesis. The Dean of Graduate Studies reviews each individual examination report and in the academic year 2015/16 the Dean reviewed in excess of 900 individual examination reports for first and second submissions from internal and external examiners.

The list of external examiners, as approved by the Sub-committee of Board and Council for Higher Degrees, is provided in Appendix 5 for the academic year 2015/16.

The results of the approved research and professional degree examinations are given in Appendix 2, along with comparative data for the five preceding years.

While a substantial number of theses are awarded "as it stands" 10%, the majority 80% are approved subject to "minor corrections". In cases where a thesis falls below the accepted standard for the award of the degree, major revisions and re-examination are usually requested, 9.5% in 2015/2016. Students must register for a minimum 6-month revision period before re-submitting the revised thesis for re-examination, the outcome of which is almost always a greatly improved thesis.

While the majority of research examinations are successfully concluded with conferral of a doctoral or master's degree, in 2015/16 there were a number of research examinations with less successful outcomes. The examiners of theses for doctoral degrees may recommend the award of a lower degree (M.Sc, M.Litt) or may conclude that the work as presented is not of acceptable standard for either a doctoral or a master's degree and thus should be recorded as a fail. Data on the number of research theses returned with these results, during the 2015/16 academic year, where the candidate has not been conferred with an award, is presented in Figure 4 below.

All but two of the candidates submitted an appeal to the Dean of Graduate Studies.

Examination Result	Degree submitted for	
	PhD	MSc / M.Litt
Lower Degree	9	
Fail	3	3

**Figure 4: Candidates examined in 2015/16 in receipt of examiners decision and currently remain under appeal**

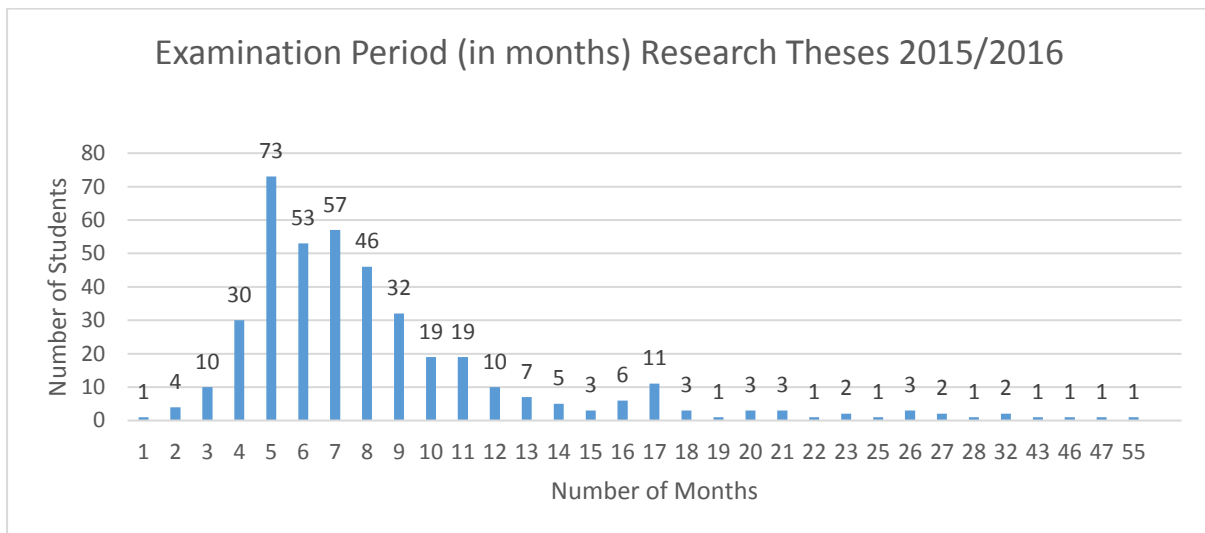
Appendix 3 allows for comparison of the number of research degrees awarded by Faculty Grouping and degree.

Figure 5: shows the time taken from first submission of the thesis to approval by the Sub-committee of Board and Council for Higher Degrees. This period includes the time taken to:

- (i) nominate examiners
- (ii) appoint examiners and send the theses to them
- (iii) arrange a *viva* (if required)
- (iv) receive the examiners reports

- (v) make a decision and inform the student
- (vi) complete revisions
- (vii) bring recommendations to the Sub-committee for Higher Degrees (a Sub-committee of Board and Council).

There are a number of points in the sometimes-lengthy thesis examination process where backlogs can occur. In 2015/16 a significant number of students progressed from examination to confirmation by Board and Council within 6 months 41.5%, (32% in 2014/15) while most remaining students complete the process within 7 to 12 months 44% (57% in 2014/15). 14% of examinations took between 13 and 55 months. Delays to the normal timeline for research examinations occur as matter of course when candidates lodge formal appeals to the Dean of Graduate Studies against his decision to approve the result recommended by the examiners. Both the Graduate Studies office and the PG Operations team within the Academic Registry reviews the administrative processes regularly and proactively works with the College offices to streamline systems and improve efficiencies.



**Figure 5: Examination period (in terms of months) of research theses inclusive of theses referred for major revision and re-examination (when relevant) 2015/16**

## 8. Publications

The GSO is responsible for the production of the *University Calendar Part III for Graduate Studies and Higher Degrees* and the Graduate Studies Office website.

- *The University of Dublin Calendar Part III for 2015-16*

The *University Calendar Part I* contains the rules governing the academic progress and conduct of all postgraduate students, both taught and research. Since 1999/00 the *Calendar Part II* has included the set of general regulations applicable to all postgraduate students, as well as more detailed regulations relating to students undertaking research and taught courses. This largely eliminates the need to refer to the *Calendar Part I* for postgraduate matters. From 2013-14 on all postgraduate students are referred to the *Calendar* within the terms and conditions of their annual registration. In 2014-15 the *Calendar* (including Part III)

was produced online for the first time and in 2015-16 the *Calendar Part III* moved to a more user friendly searchable online PDF document.

- *Postgraduate Prospectus 2015-16*

Since 1998 the *Postgraduate Prospectus* has been the primary printed form of publicity produced by the GSO for graduate students. It is distributed *gratis* to all intending applicants and all academic staff of the College. It is also sent to all universities in Ireland and the U.K., as well as to a selection of major institutions in Europe and elsewhere. In 2015-16 the production of the Postgraduate Prospectus was fulfilled by the Marketing team in the Global Office.

## **9. Postgraduate Admissions Data**

Postgraduate admissions data have been incorporated in the GSO Annual Report since 2004, and include detailed admissions data for both research degrees and taught courses for the academic year 2014/15 with information on the gender, fee status (EU/Non-EU), and delivery format (full-/part-time) of applicants. This information will now be published by the Academic Registry as part of its annual reporting.

### **10a. Doctorate Students – Funding sources**

Appendix 8a indicates that in 2015/16 of the 1,616 registered doctorate students a little over half (875) were in receipt of some funding. The Faculty of Engineering, Mathematics and Science has the highest proportion of funded students with some 75% of students in receipt of funding. 33% of students in Faculty Arts, Humanities and Social Sciences have some funding and in the Faculty of Health Sciences 53% received some funding towards their doctorate.

Analysis of the data extracted indicates that 741 of our registered doctorate students have no specified funding source. Whilst some of these students may be in receipt of assistance from their employers the majority are wholly self-financing.

### **10b. Research Masters Students – Funding sources**

Appendix 8b indicates that in 2015/16 of the 93 registered Research masters students a little over half (49) were in receipt of some funding. The Faculty of Engineering, Mathematics and Science has the highest proportion of funded students with some 73% of students in receipt of funding. In the Faculty Arts, Humanities and Social Sciences 17.6% of students received specific funding while in the Faculty of Health Sciences 44% received some funding toward their Research masters degree.

Analysis of the data extracted indicates that 44 of our registered Research masters students have no specified funding source. Whilst some of these students may be in receipt of assistance from their employers the majority are wholly self-financing.

### **10c. Postgraduate Taught Students – Funding sources**

Appendix 8c indicates that in 2015/16 of the 2,861 registered taught course students 255 were in receipt of some funding. The main source of funding for taught postgraduate students is “other funding” such as SUSI, local authority grant, foreign government sponsorship or similar.

An analysis of the data indicates that whilst the Faculty of Arts, Humanities and Social Sciences has the highest number of taught postgraduate students (58% of PG taught course students are registered in this faculty), only 10% of them are in receipt of any funding. Eight percent (8%) of students in the Faculty of Engineering, Mathematics and Science are in receipt of funding and 7% of students in the Faculty of Health Science are in receipt funding.

**Appendix 1: Registered student numbers on Postgraduate Taught Courses 2015-16**

Academic Year	2015/16					
Course Grouping	Postgraduate					
Course Group Name	Postgraduate Taught					
			Mode Of Attendance Name			
Faculty	Course Type Name	Course Code And Name	Full-Time	On-line	Part-Time	Grand Total
Faculty of Arts, Humanities and Social Sciences	Certificate	PCED-TCTL-1P (21st Century Teaching and Learning)			83	83
		PCED-TCTL-1P (21st Century Teaching and Learning) Total			83	83
	<b>Certificate Total</b>				<b>83</b>	<b>83</b>
	Diploma	PDLL-OIRI-1F (Old Irish)	2			2
		PDLL-OIRI-1F (Old Irish) Total	2			2
		PDLS-CSLD-1P (Clinical Speech and Language Studies (Dysphagia))			3	3
		PDLS-CSLD-1P (Clinical Speech and Language Studies (Dysphagia)) Total			3	3
		PDPS-ABAN-1F (Applied Behaviour Analysis)	22			22
		PDPS-ABAN-1F (Applied Behaviour Analysis) Total	22			22
		PDRE-CDRS-1P (Conflict and Dispute Resolution Studies)			14	14
	PDRE-CDRS-1P (Conflict and Dispute Resolution Studies) Total			14	14	



		PDSP-ASST-1O (Applied Social Studies (Online))		35		35
		PDSP-ASST-1O (Applied Social Studies (Online)) Total		35		35
		PDSW-CPWE-1P (Child Protection and Welfare)			17	17
		PDSW-CPWE-1P (Child Protection and Welfare) Total			17	17
	<b>Diploma Total</b>		<b>24</b>	<b>35</b>	<b>34</b>	<b>93</b>
	Higher Diploma	PGPS-PSYC-1F (Psychology (H.Dip.))	2			2
			9			9
		PGPS-PSYC-1F (Psychology (H.Dip.)) Total	11			11
		PGPS-PSYC-2F (Psychology (H.Dip.) - Psychology Conversion Course)	18			18
		PGPS-PSYC-2F (Psychology (H.Dip.) - Psychology Conversion Course) Total	18			18
	<b>Higher Diploma Total</b>		<b>29</b>			<b>29</b>
	Taught Masters	PTAH-EURS-1F (European Studies)	6			6
		PTAH-EURS-1F (European Studies) Total	6			6
		PTBU-BADM-1F (Business Administration (M.B.A.))	32			32
		PTBU-BADM-1F (Business Administration (M.B.A.)) Total	32			32
		PTBU-BADM-1P (Business Administration (M.B.A.))			40	40
					38	38

		PTBU-BADM-1P (Business Administration (M.B.A.)) Total			78	78
		PTBU-BMAN-1F (Business and Management)	71			71
		PTBU-BMAN-1F (Business and Management) Total	71			71
		PTBU-FINA-1F (Finance)	68			68
		PTBU-FINA-1F (Finance) Total	68			68
		PTBU-FINA-1P (Finance)			1	1
		PTBU-FINA-1P (Finance) Total			1	1
		PTBU-IMAN-1F (International Management)	48			48
		PTBU-IMAN-1F (International Management) Total	48			48
		PTDM-FHIS-2F (Film Studies - Theory History Practice)	12			12
		PTDM-FHIS-2F (Film Studies - Theory History Practice) Total	12			12
		PTDM-PLAY-1F (Playwriting)	3			3
		PTDM-PLAY-1F (Playwriting) Total	3			3
		PTDM-SDES-1F (MFA Stage Design)	7			7
		PTDM-SDES-1F (MFA Stage Design) Total	7			7
		PTDM-SDES-1P (Stage Design)			1	1
		PTDM-SDES-1P (Stage Design) Total			1	1
		PTDM-TDIR-1F (MFA Theatre Directing)	5			5
		PTDM-TDIR-1F (MFA Theatre Directing) Total	5			5

	PTDM-TPER-1F (Theatre and Performance)	4			4
	PTDM-TPER-1F (Theatre and Performance) Total	4			4
	PTED-EDG2-1P (Education (Guidance and Counselling))			1	1
	PTED-EDG2-1P (Education (Guidance and Counselling)) Total			1	1
	PTED-EDPM-1F (Professional Masters Education (P.M.E.))	94			94
		130			130
	PTED-EDPM-1F (Professional Masters Education (P.M.E.)) Total	224			224
	PTED-EDUC-1F (Master in Education in School of EDUCATION)	12			12
	PTED-EDUC-1F (Master in Education in School of EDUCATION) Total	12			12
	PTED-EDUC-1P (Education)			62	62
				56	56
	PTED-EDUC-1P (Education) Total			118	118
	PTED-EDUC-2P (Education)			17	17
				39	39
				7	7
	PTED-EDUC-2P (Education) Total			63	63
	PTEN-CHLI-1F (Children's Literature)	10			10
	PTEN-CHLI-1F (Children's Literature) Total	10			10
	PTEN-COLI-1F (Comparative Literature)	5			5

	PTEN-COLI-1F (Comparative Literature) Total	5			5
	PTEN-CWRI-1F (Creative Writing)	16			16
	PTEN-CWRI-1F (Creative Writing) Total	16			16
	PTEN-DHCU-1F (Digital Humanities and Culture)	8			8
	PTEN-DHCU-1F (Digital Humanities and Culture) Total	8			8
	PTEN-IWRI-1F (Irish Writing)	21			21
	PTEN-IWRI-1F (Irish Writing) Total	21			21
	PTEN-LAME-1F (Literatures of the Americas)	8			8
	PTEN-LAME-1F (Literatures of the Americas) Total	8			8
	PTEN-POLI-1F (Popular Literature)	13			13
	PTEN-POLI-1F (Popular Literature) Total	13			13
	PTHH-CLAS-1F (Classics)	5			5
	PTHH-CLAS-1F (Classics) Total	5			5
	PTHH-EMHI-1F (Early Modern History)	5			5
	PTHH-EMHI-1F (Early Modern History) Total	5			5
	PTHH-GWOS-1F (Gender and Women's Studies)	8			8
	PTHH-GWOS-1F (Gender and Women's Studies) Total	8			8
	PTHH-IAHI-1P (Irish Art History)			1	1
	PTHH-IAHI-1P (Irish Art History) Total			1	1
	PTHH-IAHI-2F (Art History)	4			4
	PTHH-IAHI-2F (Art History) Total	4			4

		PTHH-IAHI-2P (Art History)			4	4
		PTHH-IAHI-2P (Art History) Total			4	4
		PTHH-MEHI-1F (Medieval History)	9			9
		PTHH-MEHI-1F (Medieval History) Total	9			9
		PTHH-MEHI-1P (Medieval History)			1	1
		PTHH-MEHI-1P (Medieval History) Total			1	1
		PTHH-MIHI-1F (Modern Irish History)	14			14
		PTHH-MIHI-1F (Modern Irish History) Total	14			14
		PTHH-PHCH-1F (Public History and Cultural Heritage)	15			15
		PTHH-PHCH-1F (Public History and Cultural Heritage) Total	15			15
		PTLL-LTRA-1F (Literary Translation)	10			10
		PTLL-LTRA-1F (Literary Translation) Total	10			10
		PTLL-MLLC-1F (Medieval Language, Literature and Culture)	5			5
		PTLL-MLLC-1F (Medieval Language, Literature and Culture) Total	5			5
		PTLL-TVIS-1F (Textual and Visual Studies)	2			2
		PTLL-TVIS-1F (Textual and Visual Studies) Total	2			2
		PTLS-ALIN-1F (Applied Linguistics)	13			13
		PTLS-ALIN-1F (Applied Linguistics) Total	13			13
		PTLS-ALIN-1P (Applied Linguistics)			1	1
		PTLS-ALIN-1P (Applied Linguistics) Total			1	1
		PTLS-CHST-1F (Chinese Studies)	4			4

		PTLS-CHST-1F (Chinese Studies) Total	4			4
		PTLS-CSLS-1F (Clinical Speech and Language Studies)	7			7
		PTLS-CSLS-1F (Clinical Speech and Language Studies) Total	7			7
		PTLS-CSLS-1P (Clinical Speech and Language Studies)			4	4
					5	5
		PTLS-CSLS-1P (Clinical Speech and Language Studies) Total			9	9
		PTLS-ELTE-1F (English Language Teaching)	14			14
		PTLS-ELTE-1F (English Language Teaching) Total	14			14
		PTLS-LING-1F (Linguistics)	7			7
		PTLS-LING-1F (Linguistics) Total	7			7
		PTLS-LING-1P (Linguistics)			2	2
		PTLS-LING-1P (Linguistics) Total			2	2
		PTLS-SLPR-1F (Speech and Language Processing)	4			4
		PTLS-SLPR-1F (Speech and Language Processing) Total	4			4
		PTLS-SLPR-1P (Speech and Language Processing)			3	3
					1	1
		PTLS-SLPR-1P (Speech and Language Processing) Total			4	4
		PTLW-ICLA-1F (International and Comparative Law)	22			22

		PTLW-ICLA-1F (International and Comparative Law) Total	22			22
		PTLW-IEBL-1F (International and European Business Law)	39			39
		PTLW-IEBL-1F (International and European Business Law) Total	39			39
		PTLW-IEIP-1F (International and European Intellectual Property Law)	16			16
		PTLW-IEIP-1F (International and European Intellectual Property Law) Total	16			16
		PTLW-LAWS-1F (Laws)	36			36
		PTLW-LAWS-1F (Laws) Total	36			36
		PTPS-ABAN-1F (Applied Behaviour Analysis)	9			9
		PTPS-ABAN-1F (Applied Behaviour Analysis) Total	9			9
		PTPS-APSY-1F (Applied Psychology)	28			28
		PTPS-APSY-1F (Applied Psychology) Total	28			28
		PTPS-CSUP-1P (Clinical Supervision)			2	2
		PTPS-CSUP-1P (Clinical Supervision) Total			2	2
		PTPS-MRSC-1O (Managing Risk and System Change)		18		18
		PTPS-MRSC-1O (Managing Risk and System Change) Total		18		18
		PTPS-PABA-1F (Psychology (Applied Behaviour Analysis))	8			8

		PTPS-PABA-1F (Psychology (Applied Behaviour Analysis)) Total	8			8
		PTPS-PSYC-1F (Psychology (Conversion Course))	8			8
		PTPS-PSYC-1F (Psychology (Conversion Course)) Total	8			8
		PTPS-PSYS-1F (Psychoanalytic Studies)	3			3
		PTPS-PSYS-1F (Psychoanalytic Studies) Total	3			3
		PTRE-CRRE-1F (Conflict Resolution and Reconciliation)	11			11
		PTRE-CRRE-1F (Conflict Resolution and Reconciliation) Total	11			11
		PTRE-CRRE-1P (Conflict Resolution and Reconciliation)			1	1
		PTRE-CRRE-1P (Conflict Resolution and Reconciliation) Total			1	1
		PTRE-IPES-1F (International Peace Studies)	37			37
		PTRE-IPES-1F (International Peace Studies) Total	37			37
		PTRE-IPES-1P (International Peace Studies)			2	2
					1	1
		PTRE-IPES-1P (International Peace Studies) Total			3	3
		PTRE-ITIS-1F (Intercultural Theology and Interreligious Studies)	9			9



		PTRE-ITIS-1F (Intercultural Theology and Interreligious Studies) Total	9			9
		PTRE-ITIS-1P (Intercultural Theology and Interreligious Studies)			4	4
					4	4
		PTRE-ITIS-1P (Intercultural Theology and Interreligious Studies) Total			8	8
		PTRE-THES-1P (Theological Studies)			9	9
					10	10
					12	12
		PTRE-THES-1P (Theological Studies) Total			31	31
		PTRE-THES-2P (Theological Studies)			4	4
					4	4
					3	3
					4	4
					2	2
		PTRE-THES-2P (Theological Studies) Total			17	17
		PTSP-ASST-1O (Applied Social Studies (Online Masters))		3		3
		PTSP-ASST-1O (Applied Social Studies (Online Masters)) Total		3		3
		PTSP-ECON-1F (Economics)	14			14
		PTSP-ECON-1F (Economics) Total	14			14
		PTSP-ECON-1P (Economics)			1	1
					2	2
		PTSP-ECON-1P (Economics) Total			3	3
		PTSP-EPOS-1P (Economic Policy Studies)			17	17

		PTSP-EPOS-1P (Economic Policy Studies) Total			17	17
		PTSP-IPOL-1F (International Politics)	13			13
		PTSP-IPOL-1F (International Politics) Total	13			13
		PTSP-POLS-2F (Politics and Public Policy)	16			16
		PTSP-POLS-2F (Politics and Public Policy) Total	16			16
		PTSP-POLS-2P (Politics and Public Policy)			1	1
		PTSP-POLS-2P (Politics and Public Policy) Total			1	1
		PTSP-RECO-1F (Race, Ethnicity, Conflict)	19			19
		PTSP-RECO-1F (Race, Ethnicity, Conflict) Total	19			19
		PTSW-ASRE-1F (Applied Social Research)	15			15
		PTSW-ASRE-1F (Applied Social Research) Total	15			15
		PTSW-ASRE-1P (Applied Social Research)			10	10
					8	8
		PTSW-ASRE-1P (Applied Social Research) Total			18	18
		PTSW-CPWE-1P (Child Protection and Welfare)			8	8
		PTSW-CPWE-1P (Child Protection and Welfare) Total			8	8
		PTSW-DISS-1F (Disability Studies)	5			5
		PTSW-DISS-1F (Disability Studies) Total	5			5

		PTSW-DISS-1P (Disability Studies)			4	4
		PTSW-DISS-1P (Disability Studies) Total			4	4
		PTSW-SWOR-1F (Social Work)	20			20
			23			23
		PTSW-SWOR-1F (Social Work) Total	43			43
	Taught Masters Total		1050	21	397	1468
<b>Faculty of Arts, Humanities and Social Sciences Total</b>			<b>1103</b>	<b>56</b>	<b>514</b>	<b>1673</b>

<b>Faculty of Engineering, Maths and Science</b>	Certificate	PCCS-STAT-1P (Statistics)			86	86
		PCCS-STAT-1P (Statistics) Total			86	86
	<b>Certificate Total</b>				<b>86</b>	<b>86</b>
	Diploma	PDEG-ABRC-1P (Applied Building Repair and Conservation)			6	6
		PDEG-ABRC-1P (Applied Building Repair and Conservation) Total			6	6
		PDEG-CLCA-1P (Construction Law and Contract Administration)			26	26
		PDEG-CLCA-1P (Construction Law and Contract Administration) Total			26	26
		PDEG-EENG-1P (Environmental Engineering)			16	16
		PDEG-EENG-1P (Environmental Engineering) Total			16	16
		PDEG-FSPR-1P (Fire Safety Practice)			17	17
		PDEG-FSPR-1P (Fire Safety Practice) Total			17	17

		PDEG-HSCO-1P (Health and Safety in Construction)			8	8
		PDEG-HSCO-1P (Health and Safety in Construction) Total			8	8
		PDEG-PMAN-1P (Project Management)			56	56
		PDEG-PMAN-1P (Project Management) Total			56	56
		PDEG-SENE-1P (Sustainable Energy)			6	6
		PDEG-SENE-1P (Sustainable Energy) Total			6	6
	<b>Diploma Total</b>				<b>135</b>	<b>135</b>
	Taught Masters	PTBI-MIMM-1F (Immunology)	16			16
		PTBI-MIMM-1F (Immunology) Total	16			16
		PTCS-CCEN-1P (Creative and Cultural Entrepreneurship)			2	2
		PTCS-CCEN-1P (Creative and Cultural Entrepreneurship) Total			2	2
		PTCS-HINF-1P (Health Informatics)			18	18
					14	14
		PTCS-HINF-1P (Health Informatics) Total			32	32
		PTCS-IDME-1F (Interactive Digital Media)	24			24
		PTCS-IDME-1F (Interactive Digital Media) Total	24			24
		PTCS-IETE-1F (Computer Science (Interactive Entertainment Technology))	8			8
		PTCS-IETE-1F (Computer Science (Interactive Entertainment Technology)) Total	8			8
		PTCS-MISY-1P (Management of Information Systems)			18	18
					18	18
		PTCS-MISY-1P (Management of Information Systems) Total			36	36

		PTCS-MUCO-1F (Computer Science (Mobile and Ubiquitous Computing))	8			8
		PTCS-MUCO-1F (Computer Science (Mobile and Ubiquitous Computing)) Total	8			8
		PTCS-NDSY-1F (Computer Science (Networks and Distributed Systems))	9			9
		PTCS-NDSY-1F (Computer Science (Networks and Distributed Systems)) Total	9			9
		PTCS-TLEA-1P (Technology and Learning)			17	17
					5	5
		PTCS-TLEA-1P (Technology and Learning) Total			22	22
		PTEG-BIOE-1F (Bioengineering)	22			22
		PTEG-BIOE-1F (Bioengineering) Total	22			22
		PTEG-EGMD-1F (Engineering (by Module))	3			3
		PTEG-EGMD-1F (Engineering (by Module)) Total	3			3
		PTEG-ENEN-1P (Engineering (Environmental))			1	1
					4	4
		PTEG-ENEN-1P (Engineering (Environmental)) Total			5	5
		PTEG-ENSG-1F (Engineering (Structural and Geotechnical))	3			3
		PTEG-ENSG-1F (Engineering (Structural and Geotechnical)) Total	3			3
		PTEG-ENSG-1P (Engineering (Structural and Geotechnical))			1	1
					3	3
		PTEG-ENSG-1P (Engineering (Structural and Geotechnical)) Total			4	4
		PTEG-ENTR-1P (Engineering (Transportation))			1	1

		PTEG-ENTR-1P (Engineering (Transportation)) Total			1	1
		PTEG-MMTE-1F (Music and Media Technologies) Total	8			8
		PTEG-MMTE-1P (Music and Media Technologies) Total	8			8
		PTEG-MMTE-1P (Music and Media Technologies) Total			2	2
		PTEG-MMTE-1P (Music and Media Technologies) Total			2	2
		PTEG-MMTE-2F (Music and Media Technologies) Total	20			20
		PTEG-MMTE-2F (Music and Media Technologies) Total	20			20
		PTMA-HPCO-1F (High Performance Computing) Total	12			12
		PTMA-HPCO-1F (High Performance Computing) Total	12			12
		PTNS-BCON-1F (Biodiversity and Conservation) Total	15			15
		PTNS-BCON-1F (Biodiversity and Conservation) Total	15			15
		PTNS-DPRA-1F (Development Practice) Total	17			17
			21			21
		PTNS-DPRA-1F (Development Practice) Total	38			38
		PTNS-ENVS-1F (Environmental Sciences) Total	12			12
		PTNS-ENVS-1F (Environmental Sciences) Total	12			12
	<b>Taught Total</b>	<b>Masters</b>	<b>198</b>		<b>104</b>	<b>302</b>
<b>Faculty of Engineering, Maths and Science Total</b>			<b>198</b>		<b>325</b>	<b>523</b>

Faculty of Health Sciences	Certificate	PCMD-CEXE-1O (Clinical Exercise (Online Certificate))		19		19
		PCMD-CEXE-1O (Clinical Exercise (Online Certificate)) Total		19		19
		PCMD-ISCI-1P (Implementation Science)			7	7
		PCMD-ISCI-1P (Implementation Science) Total			7	7
		PCNM-DEME-1O (Dementia (Online))		11		11
		PCNM-DEME-1O (Dementia (Online)) Total		11		11
		PCNM-NMPR-1P (Nursing (Nurse/ Midwife Prescribing) (Certificate))			1	1
		PCNM-NMPR-1P (Nursing (Nurse/ Midwife Prescribing) (Certificate)) Total			1	1
		PCNM-SPRA-1P (Specialist Practice (P.Grad.Cert.))			12	12
		PCNM-SPRA-1P (Specialist Practice (P.Grad.Cert.)) Total			12	12
		<b>Certificate Total</b>		<b>30</b>	<b>20</b>	<b>50</b>
	Diploma	PDDE-CDTE-1P (Clinical Dental Technology)			8	8
		PDDE-CDTE-1P (Clinical Dental Technology) Total			8	8
		PDDE-CSED-1P (Conscious Sedation in Dentistry)			9	9
					8	8
		PDDE-CSED-1P (Conscious Sedation in Dentistry) Total			17	17
		PDMD-ARTP-1O (Advanced Radiation Therapy Practice (Online))		2		2
		PDMD-ARTP-1O (Advanced Radiation Therapy Practice (Online)) Total		2		2
		PDMD-CPSY-1P (Cognitive Psychotherapy)			19	19
		PDMD-CPSY-1P (Cognitive Psychotherapy) Total			19	19

		PDMD-PMED-1P (Pharmaceutical Medicine)			3	3
					1	1
		PDMD-PMED-1P (Pharmaceutical Medicine) Total			4	4
	<b>Diploma Total</b>			<b>2</b>	<b>48</b>	<b>50</b>
	Higher Diploma	PGNM-CNUR-1F (Children's Nursing)	6			6
		PGNM-CNUR-1F (Children's Nursing) Total	6			6
		PGNM-MIDW-1F (Midwifery)	27			27
		PGNM-MIDW-1F (Midwifery) Total	27			27
	<b>Higher Diploma Total</b>		<b>33</b>			<b>33</b>
	Taught Masters	PTMD-BIOS-1F (Biomedical Sciences (Intercalated))	22			22
		PTMD-BIOS-1F (Biomedical Sciences (Intercalated)) Total	22			22
		PTMD-CARD-2P (Cardiology)			2	2
					1	1
		PTMD-CARD-2P (Cardiology) Total			3	3
		PTMD-CCHE-1P (Clinical Chemistry)			7	7
					5	5
		PTMD-CCHE-1P (Clinical Chemistry) Total			12	12
		PTMD-EPHY-1P (Exercise Physiology)			4	4
		PTMD-EPHY-1P (Exercise Physiology) Total			4	4
		PTMD-GHEA-1F (Global Health)	16			16
		PTMD-GHEA-1F (Global Health) Total	16			16
		PTMD-GHEA-1P (Global Health)			2	2
					3	3
		PTMD-GHEA-1P (Global Health) Total			5	5



		PTMD-HIMA-1F (Healthcare Infection Management)	5			5
		PTMD-HIMA-1F (Healthcare Infection Management) Total	5			5
		PTMD-HIMA-1P (Healthcare Infection Management)			2	2
					3	3
		PTMD-HIMA-1P (Healthcare Infection Management) Total			5	5
		PTMD-HSMA-1P (Health Services Management)			17	17
					27	27
		PTMD-HSMA-1P (Health Services Management) Total			44	44
		PTMD-MEDI-1F (Medicine)	1			1
		PTMD-MEDI-1F (Medicine) Total	1			1
		PTMD-MEDI-1P (Medicine)			1	1
					1	1
		PTMD-MEDI-1P (Medicine) Total			2	2
		PTMD-MIMA-1P (Medical Imaging)			11	11
		PTMD-MIMA-1P (Medical Imaging) Total			11	11
		PTMD-MMED-1P (Molecular Medicine (M.Sc.))			2	2
		PTMD-MMED-1P (Molecular Medicine (M.Sc.)) Total			2	2
		PTMD-MMED-3F (Molecular Medicine (M.Sc.))	24			24
		PTMD-MMED-3F (Molecular Medicine (M.Sc.)) Total	24			24
		PTMD-NEUR-1F (Neuroscience)	11			11
		PTMD-NEUR-1F (Neuroscience) Total	11			11
		PTMD-PMED-1P (Pharmaceutical Medicine)			9	9

					14	14
		PTMD-PMED-1P (Pharmaceutical Medicine) Total			23	23
		PTMD-SMED-1F (Sports and Exercise Medicine)	13			13
		PTMD-SMED-1F (Sports and Exercise Medicine) Total	13			13
		PTMD-TONC-1F (Translational Oncology)	23			23
		PTMD-TONC-1F (Translational Oncology) Total	23			23
		PTNM-ANED-1P (Nursing (Advanced Nurse Practitioner Strand- Emergency Department) (M.Sc./P.Grad.Dip))			6	6
		PTNM-ANED-1P (Nursing (Advanced Nurse Practitioner Strand- Emergency Department) (M.Sc./P.Grad.Dip)) Total			6	6
		PTNM-CHSE-1P (Clinical Health Sciences Education)			11	11
					1	1
		PTNM-CHSE-1P (Clinical Health Sciences Education) Total			12	12
		PTNM-CHWE-1P (Nursing - Child Health and Wellbeing)			2	2
					2	2
		PTNM-CHWE-1P (Nursing - Child Health and Wellbeing) Total			4	4
		PTNM-DEME-1P (Dementia)			9	9
					9	9
		PTNM-DEME-1P (Dementia) Total			18	18
		PTNM-GTNU-1P (Gerontological Nursing)			14	14
					5	5
		PTNM-GTNU-1P (Gerontological Nursing) Total			19	19

		PTNM-MCAF-1P (Mental Health - Child Adolescent and Family Strand (M.Sc. / P.Grad.Dip.))			23	23
		PTNM-MCAF-1P (Mental Health - Child Adolescent and Family Strand (M.Sc. / P.Grad.Dip.)) Total			23	23
		PTNM-MHEA-1F (Mental Health)	2			2
		PTNM-MHEA-1F (Mental Health) Total	2			2
		PTNM-MHEA-1P (Mental Health)			17	17
					10	10
		PTNM-MHEA-1P (Mental Health) Total			27	27
		PTNM-MIDW-1P (Midwifery)			3	3
		PTNM-MIDW-1P (Midwifery) Total			3	3
		PTNM-MPIN-1P (Mental Health - Psychosocial Interventions Strand (M.Sc. / P.Grad.Dip.))			15	15
		PTNM-MPIN-1P (Mental Health - Psychosocial Interventions Strand (M.Sc. / P.Grad.Dip.)) Total			15	15
		PTNM-NURS-1F (Nursing)	1			1
		PTNM-NURS-1F (Nursing) Total	1			1
		PTNM-NURS-1P (Nursing)			5	5
					4	4
		PTNM-NURS-1P (Nursing) Total			9	9
		PTNM-PCAR-1P (Palliative Care)			10	10
					7	7
		PTNM-PCAR-1P (Palliative Care) Total			17	17
		PTNM-SNUR-1P (Nursing (Specialist Nursing))			48	48
					8	8
		PTNM-SNUR-1P (Nursing (Specialist Nursing)) Total			56	56

		PTPH-CPHA-2P (Community Pharmacy)			5	5
					3	3
		PTPH-CPHA-2P (Community Pharmacy) Total			8	8
		PTPH-HPHA-1P (Hospital Pharmacy)			10	10
					7	7
		PTPH-HPHA-1P (Hospital Pharmacy) Total			17	17
		PTPH-PANA-1F (Pharmaceutical Analysis)	16			16
		PTPH-PANA-1F (Pharmaceutical Analysis) Total	16			16
		PTPH-PANA-1P (Pharmaceutical Analysis)			1	1
					1	1
		PTPH-PANA-1P (Pharmaceutical Analysis) Total			2	2
		PTPH-PMTE-1P (Pharmaceutical Manufacturing Technology)			1	1
		PTPH-PMTE-1P (Pharmaceutical Manufacturing Technology) Total			1	1
		PTPH-PMTE-2P (Pharmaceutical Manufacturing Technology)			29	29
					3	3
					25	25
					21	21
		PTPH-PMTE-2P (Pharmaceutical Manufacturing Technology) Total			78	78
	<b>Taught Masters Total</b>		<b>134</b>		<b>426</b>	<b>560</b>
<b>Faculty of Health Sciences Total</b>			<b>167</b>	<b>32</b>	<b>494</b>	<b>693</b>

<b>Multi Faculty</b>	Certificate	PCIA-CTIE-1P (Postgraduate Certificate in Creative Thinking, Innovation & Entrepreneurship)			32	32
		PCIA-CTIE-1P (Postgraduate Certificate in Creative Thinking, Innovation & Entrepreneurship) Total			32	32
	Certificate Total				32	32
<b>Multi Faculty Total</b>					<b>32</b>	<b>32</b>
<b>Grand Total</b>			<b>1468</b>	<b>88</b>	<b>1365</b>	<b>2921</b>

**Appendix 2: Results of approved Research and Professional Degree Examinations (by degree) for the past six years to the end of September 2016)**

**2015-16**

<b>Degree</b>	<b>Total approved examinations</b>	<b>Degree awarded as it stands</b>	<b>Minor corrections required</b>	<b>Referred for major revisions</b>	<b>Lower degree awarded</b>	<b>Failed</b>
Ph.D	348	33	282	33	0	0
M.Sc.	28	2	23	2	1	0
M.Litt.	10	3	4	3	0	0
M.D.	11	4	6	1	0	0
D.Ch.Dent.	10	0	10	0	0	0
M.Ch.	1	0	1	0	0	0
M.A.I.	2	0	2	0	0	0
D.Ed.	2	0	2	0	0	0
<b>Total:</b>	<b>412</b>	<b>35</b>	<b>330</b>	<b>39</b>	<b>1</b>	<b>0</b>

**2014-15**

<b>Degree</b>	<b>Total approved examinations</b>	<b>Degree awarded as it stands</b>	<b>Minor corrections required</b>	<b>Referred for major revision</b>	<b>Lower degree awarded</b>	<b>Failed</b>
Ph.D	330	26	271	33	0	0
M.Sc.	32	4	28	0	0	0
M.Litt.	7	2	4	1	0	0
M.D.	13	2	9	2	0	0
D.Ch.Dent.	7	0	6	1	0	0
M.Ch.	1	0	1	0	0	0
M.A.I.	2	2	0	0	0	0
D.Ed.	1	0	0	1	0	0
<b>Total:</b>	<b>393</b>	<b>36</b>	<b>319</b>	<b>38</b>	<b>0</b>	<b>0</b>

**2013-2014**

<b>Degree</b>	<b>Total approved examinations</b>	<b>Degree awarded as it stands</b>	<b>Minor corrections required</b>	<b>Referred for major revision</b>	<b>Lower degree awarded</b>	<b>Failed</b>
Ph.D	404	41	334	28	1	0
M.Sc.	33	3	28	2	0	0
M.Litt.	9	1	7	1	0	0
M.D.	15	0	15	0	0	0
D.Ch.Dent.	3	0	2	1	0	0
M.Ch.	1	0	0	1	0	0
M.A.I.	5	0	5	0	0	0
D.Ed.	7	0	6	1	0	0
<b>Total:</b>	<b>477</b>	<b>45</b>	<b>397</b>	<b>34</b>	<b>1</b>	<b>0</b>

**2012-2013**

<b>Degree</b>	<b>Total approved examinations</b>	<b>Degree awarded as it stands</b>	<b>Minor corrections required</b>	<b>Referred for major revisions</b>	<b>Lower degree awarded</b>	<b>Failed</b>
Ph.D.	363	33	307	23	0	0
M.Sc.	29	0	26	2	1	0
M.Litt.	15	0	9	5	1	0
M.D.	12	1	11	0	0	0
D.Dent.Ch.	0	0	0	0	0	0
M.Ch.	0	0	0	0	0	0
M.A.I.	3	0	3	0	0	0
D.Ed.	9	0	8	1	0	0
<b>Total</b>	<b>431</b>	<b>34</b>	<b>364</b>	<b>31</b>	<b>2</b>	<b>0</b>

**2011-2012**

<b>Degree</b>	<b>Total approved examinations</b>	<b>Degree awarded as it stands</b>	<b>Minor corrections required</b>	<b>Referred for major revisions</b>	<b>Lower degree awarded</b>	<b>Failed</b>
Ph.D.	313	33	251	28	1	0
M.Sc.	37	7	26	4	0	0
M.Litt.	7	1	6	0	0	0
M.D.	12	1	10	1	0	0
D.Dent.Ch.	2	1	1	0	0	0
M.Ch.	0	0	0	0	0	0
M.A.I.	1	0	1	0	0	0
D.Ed.	2	0	2	0	0	0
Sc.D	1	0	1	0	0	0
<b>Total</b>	<b>375</b>	<b>43</b>	<b>298</b>	<b>33</b>	<b>1</b>	<b>0</b>

**2010-2011**

<b>Degree</b>	<b>Total approved examinations</b>	<b>Degree awarded as it stands</b>	<b>Minor corrections required</b>	<b>Referred for major revisions</b>	<b>Lower degree awarded</b>	<b>Failed</b>
Ph.D.	300	42	223	32	3	0
M.Sc.	39	5	28	6	0	0
M.Litt.	21	3	14	4	0	0
M.D.	21	3	16	2	0	0
D.Dent.Ch.	9	1	6	2	0	0
M.Ch.	2	0	1	1	0	0
M.A.I.	1	0	1	0	0	0
D.Ed.	2	0	2	0	0	0
<b>Total</b>	<b>395</b>	<b>54</b>	<b>291</b>	<b>47</b>	<b>3</b>	<b>0</b>

**Appendix 3: Number of research degrees awarded by Faculty Grouping and Degree in 2013/14, 2014/15 and 2015/16**

Faculty	Ph.D.			M.Sc.			M.Litt.			M.D.			M.Dent.Ch.			M.Ch.			M.A.I.			D.Ed.				D.Ch.Dent			
	2015/16	2014/15	2013/14	2015/16	2014/15	2013/14	2015/16	2014/15	2013/14	2015/16	2014/15	2013/14	2011/12	2015/16	2014/15	2013/14	2015/16	2014/15	2013/14	2015/16	2014/15	2013/14	2012/13	2015/16	2014/15				
Arts, Humanities and Social Sciences	129	116	131	3	0	1	10	3	9	0	0	0		0	0	0	0	0	0	0	0	0	2	1	7	0	0	0	
Engineering, Mathematics and Science	150	142	189	17	8	26	0	0	0	0	0	1		0	0	0	0	0	0	2	2	5	0	0	0	0	0	0	
Health Sciences	69	51	84	8	2	6	0	0	0	11	8	14		0	0	3	1	1	1	0	0	0	0	0	0	0	9	10	5
Multi-Faculty	0	4	0	0	0		0	0	0	0	0	0		0	0	0	0	0	0	0	0	0	0	0	0	0	0	0	
<b>TOTAL</b>	<b>348</b>	313	404	<b>28</b>	10	33	<b>10</b>	3	9	<b>11</b>	8	15		<b>0</b>	0	3	<b>1</b>	1	1	<b>2</b>	2	5	<b>2</b>	1	7	9	<b>10</b>	5	



Appendix 4: Nationality of students in 2014/15 and 2015/16

Continent	Country	2014/15	2015/16	Difference	Overall Difference
AFRICA	ALGERIA	0	1	1	29
	BATSWANA	2	2	0	
	BURUNDI	1	1	0	
	CAMEROON	0	1	1	
	CONGO, DEMOCRATIC REPUBLIC	0	0	0	
	EGYPT	7	13	6	
	ETHIOPIA	1	0	-1	
	GHANA	2	3	1	
	KENYA	1	2	1	
	KINGDOM OF MOROCCO	0	1	1	
	LIBYAN ARAB JAMAHIRIYA	13	15	2	
	MALAWI	1	4	3	
	MAURITIUS	1	2	1	
	MOZAMBIQUE	1	0	-1	
	NIGERIA	14	22	8	
	NIGERIEN	0	0	0	
	RWANDA	0	0	0	
	SOMALIA	0	0	0	
	SOUTH AFRICA	9	10	1	
	SUDAN	5	5	0	
	TANZANIA	1	0	0	
TUNISIA	1	0	0		
UGANDA	1	6	5		
ZAMBIA	1	6	5		
ZIMBABWE	4	1	-3		
	<b>Sub total</b>	<b>66</b>	<b>95</b>		
ASIA	AFGHANISTAN	1	0	-1	
	ARMENIA	1	1	0	
	AZERBAIJAN	1	0	-1	
	BAHRAIN	0	0	0	
	BANGLADESH	4	5	1	
	BRUNEI DARASSALAM	0	1	1	
	CHINA	94	120	26	
	HONG KONG	2	4	2	
	INDIA	78	137	59	
	INDONESIA	4	4	0	

Continent	Country	2014/15	2015/16	Difference	Overall Difference
ASIA cont...	IRAN, ISLAMIC REPUBLIC OF	16	19	3	140
	IRAQ	2	3	1	
	ISRAEL	0	2	2	
	JAPAN	5	9	4	
	JORDAN	4	7	3	
	KUWAIT	3	7	4	
	LEBANON	0	0	0	
	MACAU	0	0	0	
	MALAYSIA	7	18	11	
	MALDIVAN	0	0	0	
	MONGOLIA	0	0	0	
	MYANMAR	0	0	0	
	NEPAL	2	4	2	
	OMAN	4	3	-1	
	PAKISTAN	12	10	-2	
	PALAU	2	1	-1	
	PALESTINE	0	0	0	
	PHILIPPINES	3	8	5	
	REP. OF KOREA	6	12	6	
	SAUDI ARABIA	25	32	7	
	SINGAPORE	4	7	3	
	SRI LANKA	2	1	-1	
	STATE OF QATAR	1	0	-1	
	SYRIAN ARAB REPUBLIC	0	1	1	
	TAIWAN, PROVINCE OF CHINA	3	4	1	
	THAILAND	0	3	3	
UNITED ARAB EMIRATES	1	4	3		
VIET NAM	1	1	0		
<b>Sub total</b>		<b>288</b>	<b>428</b>		
AUSTRALASIA	AUSTRALIA	10	16	6	4
	NEW ZEALAND	2	0	0	
	<b>Sub total</b>	<b>12</b>	<b>16</b>		
<b>Continent</b>	<b>Country</b>	<b>2014/15</b>	<b>2015/16</b>	<b>Difference</b>	<b>Overall Difference</b>
NORTH & CENTRAL AMERICA	CANADA	43	55	12	37
	CUBA	2	0	-2	
	EL SALVADOR	1	0	-1	

	GUATEMALA	0	0	0	
	JAMAICA	1	0	-1	
	MEXICO	5	12	7	
	PANAMA	0	0	0	
	PUERTO RICAN	2	1	-1	
	REPUBLIC OF COSTA RICA	1	1	0	
	TRINIDAD & TOBAGO	0	0	0	
	SAINT VINCENT	1	0	-1	
	UNITED STATES OF AMERICA	206	229	23	
	VIRGIN ISLANDS (USA)	0	1	1	
	<b>Sub total</b>	<b>262</b>	<b>299</b>		
SOUTH AMERICA	ARGENTINA	1	1	0	2
	BOLIVIA		1	1	
	BRAZIL	27	27	0	
	CHILE	2	2	0	
	COLOMBIA	3	2	-1	
	ECUADOREAN	1	2	1	
	PARAGUAYAN	1	0	-1	
	PERU	0	0	0	
	URUGUAY	0	0	0	
	VENEZUELA	1	3	2	
	<b>Sub total</b>	<b>36</b>	<b>38</b>		
EUROPE (EU)	AUSTRIA	9	11	2	
	BELGIUM	15	14	-1	
	BULGARIA	6	6	0	
	CANARY ISLANDS	0	0	0	
	CYPRUS	4	8	4	
	CZECH REPUBLIC	4	5	1	
	DENMARK	6	3	-3	
	ESTONIA	1	2	1	
	FINLAND	3	2	-1	
	FRANCE	50	61	11	
	GERMANY	95	101	6	
	GREAT BRITAIN	191	218	27	
	GREECE	18	16	-2	
	HUNGARY	5	12	7	
	IRELAND	3083	3090	7	
	ITALY	83	87	4	
	LATVIA	2	2	0	
	LITHUANIA	8	9	1	
LUXEMBOURG	3	6	3		

Continent	Country	2014/15	2015/16	Difference	Overall Difference
EUROPE (EU) cont...	MALTA	7	5	-2	97
	POLAND	37	39	2	
	PORTUGAL	19	21	2	
	ROMANIA	11	14	3	
	SLOVAKIA	3	4	1	
	SLOVENIA	2	3	1	
	SPAIN	48	64	16	
	SWEDEN	8	7	-1	
	THE NETHERLANDS	11	19	8	
	<b>Sub total</b>	<b>3732</b>	<b>3829</b>		
EUROPE (NON-EU)	BELARUS	1	1	0	13
	BOSNIA AND HERZOGOVINA	2	2	0	
	CROATIA	2	5	3	
	GEORGIA	2	1	-1	
	ICELAND	1	2	1	
	KAZAKHSTAN	4	4	0	
	KOSOVAR	0	0	0	
	NORWAY	1	3	2	
	REPUBLIC OF MOLDOVA		2	2	
	RUSSIAN FEDERATION	11	17	6	
	SERBIA	2	2	0	
	SERBIA AND MONTENEGRO	0	1	1	
	SWITZERLAND	9	2	-7	
	TURKEY	15	19	4	
	UKRAINE	1	3	2	
<b>Sub total</b>	<b>51</b>	<b>64</b>			
<b>TOTAL</b>	<b>4447</b>	<b>4769</b>			

\*data has been extracted on basis of nationality rather than country / county code, to ensure the inclusion of international students who provide a home address based in Ireland.

## Appendix 5a: Taught Postgraduate External Examiner List 2015/2016

### Faculty of Arts, Humanities & Social Sciences

2014-17	Special Purpose Certificate in Academic Practice	Dr Dilly Fung University College London United Kingdom
2014-17	Master in Business Administration (MBA)	Prof Jeffrey Lenn George Washington University USA
2015-18	M.Sc. in Business & Management	Dr Kathleen Keeling Alliance Manchester Business School United Kingdom
2015-18	M.Sc. in Finance	Prof Roman Matousek Kent Business School United Kingdom
2013-16	M.Sc. In International Management	Dr Marco Mongiello Imperial College Business School London United Kingdom
2016-19	Master in Fine Art (Playwriting) (M.F.A.)	Prof Colin Teevan University of London United Kingdom
2013-16	Master in Fine Art (Stage Design) (M.F.A.)	Prof Nesta Jones Rose Bruford College United Kingdom
2013-16	Master in Fine Art (Theatre Directing) (M.F.A.)	Prof Nesta Jones Rose Bruford College United Kingdom
2012-16	M.Phil./P.Grad.Dip. in Film Theory, History & Practice	Dr Des O'Rawe Queen's University Belfast Northern Ireland
2013-16	M.Phil. in Theatre & Performance	Dr Eamonn Jordan University College Dublin Ireland
2014-17	21st Century Teaching & Learning (P.Grad.Cert)	Dr Conor Galvin University College Dublin Ireland

2012-15	Master in Education (M.Ed.) – Guidance and Counselling	Dr. Feargal Finnegan NUIM, Maynooth Ireland
2012-15	Master in Education (M.Ed.) - Intercultural Education	Dr Elaine Keane National University of Ireland (Galway) Ireland
2015-18	Professional Masters Education (PME)	Prof Paul Conway University of Limerick Ireland
2014-17	M.Phil./P.Grad.Dip. in Children's Literature	Prof David Rudd University of Roehampton United Kingdom
2013-16	M.Phil. in Creative Writing	Prof. Peter McDonald University of Oxford United Kingdom
2013-16	M.Phil. in Literatures of the Americas	Prof Judith Newman University of Nottingham United Kingdom
2014-17	M.Phil./P.Grad.Dip.in Irish Writing	Prof Patrick Lonergan National University of Ireland (Galway) Ireland
2013-16	M.Phil. in Popular Literature	Prof Nicola Humble University of Roehampton United Kingdom
2014-17	M.Phil in Digital Humanities and Culture	Dr Anouk Long University of Edinburgh United Kingdom
2015-18	M.Phil./P.Grad.Dip.in Classics	Dr Polly Low University of Manchester United Kingdom
2015-18	M.Phil./P.Grad.Dip.in Early Modern History	Dr Tadhg O'Hannrachain University College Dublin Ireland
2013-16	M.Phil./P.Grad.Dip.in Gender & Women's Studies	Prof Ludmilla Jordanova King's College London United Kingdom
2014-15	As above	Prof Mary O'Dowd

		Queen's University Belfast Northern Ireland
2015-18	M.Phil./P.Grad.Dip.in Irish Art History	Dr Alixe Bovey The Courtauld Institute of Art, London United Kingdom
2014-17	M.Phil. in Medieval History	Prof Janet Burton University of Wales Trinity Saint David Wales
2015-18	M.Phil./P.Grad.Dip.in Modern Irish History	Dr Maura Cronin Mary Immaculate College Limerick Ireland
2015-18	M.Phil. in Chinese Studies	Prof Sam Crane Williams College, Massachusetts USA
2014-17	M.Phil. in Public History & Cultural Heritage	Dr Jerome De Groot The University of Manchester United Kingdom
2013-16	M.Phil. in Comparative Literature	Prof Galin Tihanov Queen Mary University of London United Kingdom
2015-18	M.Phil in European Studies	Dr Judith Devlin University College Dublin Ireland
2016-19	M.Phil in Textual & Visual Studies	Prof Shirley Jordan Queen Mary University of London United Kingdom
2012-16	M.Phil. in Early Irish/P.Grad.Dip.in Old Irish	Prof Greg Toner Queen's University Belfast Northern Ireland
2013-16	M.Phil. in Literary Translation	Prof Susan Bassnett University of Warwick United Kingdom
2013-16	M.Phil. in Medieval Language, Literature & Culture	Prof Jean-Michel Picard University College Dublin Ireland

2012-15	Master in Laws (LL.M.)	Dr Marc Moore University of Cambridge United Kingdom
2014-17	As above	Prof Graeme B. Dinwoodie St. Peter's College University of Oxford United Kingdom
2014-17	As above	Dr Suzanne Egan University College Dublin Ireland
2015-18	As above	Prof Michael Dougan University of Liverpool United Kingdom
2015-18	As above	Prof Jack Anderson Queens University, Belfast Northern Ireland
2015-18	M.Phil./P.Grad.Dip.in Applied Linguistics	Prof Anne Pauwels University of London United Kingdom
2012-16	M.Sc. in Clinical Speech & Language Studies	Dr Judy Clegg University of Sheffield United Kingdom
2014-17	M.Sc./P.Grad.Dip.in Clinical Speech & Language Studies (Dysphagia)	Dr Christina Smith University College London United Kingdom
2013-16	M.Phil./P.Grad.Dip.in English Language Teaching	Dr John Gray Institute of Education London United Kingdom
2014-17	M.Phil./P.Grad.Dip.in Linguistics	Prof Thomas Hoffman University of Osnabrück Germany
2015-18	M.Phil./P.Grad.Dip.in Speech & Language Processing	Prof James Mahshie The George Washington University Washington USA
2015-18	Doctorate in Clinical Psychology (D.Clin.Psych.)	Prof Robert Jones Bangor University



Wales

2015-18	As above	Dr Cordet Smart Plymouth University United Kingdom
2015-18	As above	Dr Jacqueline Rodgers Newcastle University United Kingdom
2015-18	As above	Dr Helen Liebling Coventry University United Kingdom
2013-16	Doctorate in Counselling Psychology (D.Couns.Psych.)	Prof Jeffrey Hayes Pennsylvania State University USA
2015-18	As above	Dr Terry Hanley University of Manchester United Kingdom
2014-17	As above	Dr Martin Drapeau McGill University Montreal Canada
2014-17	As above	Dr Gemma Kiernan Dublin City University Ireland
2015-18	As above	Dr Karen Kirby Ulster University, Derry Northern Ireland
2013-16	P.Grad.Dip.in Applied Behaviour Analysis	Prof Ian Stewart National University of Ireland (Galway) Ireland
2015-18	M.Sc. in Applied Psychology	Dr Jonathon Egan NUI (Galway) Ireland
2012-15	M.Sc./P.Grad.Dip.in Clinical Supervision	Prof Robert Bor Royal Free Hospital London United Kingdom
2012-15	M.Phil./P.Grad.Dip.in Psychoanalytic Studies	Dr Chris Nicholson University of Essex

		United Kingdom
2015-18	Psychology Conversion Course (formally H.Dip. in Psychology)	Dr. Alexander Easton Durham University United Kingdom
2015-18	Masters in Psychology (Conversion)	Dr Michael O'Connell UCD Ireland
2013-16	Master in Theological Studies (M.Theol.)	Revd Dr Adrian Chatfield Ridley Hall Cambridge United Kingdom
2014-17	M.Phil./P.Grad.Dip.in Conflict Resolution & Reconciliation	Dr Mo Hume University of Glasgow Scotland
2014-17	M.Phil./P.Grad.Dip.in Intercultural Theology & Interreligious Studies	Dr Elizabeth Harris Liverpool Hope University United Kingdom
2013-16	M.Phil./P.Grad.Dip.in International Peace Studies	Dr James Whitman University of Bradford United Kingdom
2015-18	As above	Prof Roberto Belloni University of Trento Italy
2014-17	P.Grad.Dip.in Conflict & Dispute Resolution Studies	Prof Trevor Buck Leicester De Montfort Law School United Kingdom
2014-17	M.Sc./P.Grad.Dip.in Politics and Public Policy	Dr Eoin O'Malley Dublin City University Ireland
2014-17	M.Sc. in Economic Policy Studies	Prof Alan Ahearne National University of Ireland (Galway) Ireland
2014-17	M.Sc. (M.Sc.Econ.)/P.Grad.Dip.in Economics	Prof Julia Darby University of Strathclyde Business School Glasgow Scotland
2013-16	M.Sc./P.Grad.Dip.in International Politics	Dr Stephanie Rickard London School of Ecumenics

United Kingdom

2015-16	M.Sc./P.Grad.Dip. in Politics and Public Policy (M.Sc./P.Grad.Dip. in Political Science)	Dr Eoin O'Malley DCU Ireland
2013-16	M.Phil. in Race, Ethnicity & Conflict	Prof Nadjé Sadig Al-Ali University of London United Kingdom
2014-17	Applied Social Studies (P.Grad Dip) (Online Course)	Prof Michael Tomlinson Queen's University Belfast Northern Ireland
2013-16	Master in Social Work (M.S.W.)/P.Grad.Dip.in Social Work	Prof Timothy Kelly University of Dundee Scotland
2013-16	M.Sc. in Applied Social Research	Prof Brian Heaphy University of Manchester United Kingdom
2015-18	M.Sc. /P.Grad.Dip in Child Protection & Welfare	Dr Kenneth Burns UCC Ireland
2013-16	M.Sc./P.Grad.Dip.in Disability Studies	Prof Mark Priestley University of Leeds United Kingdom

#### **Faculty of Engineering, Mathematics & Science**

2014-17	M.Phil. in Music & Media Technologies	Dr Gordon Delap National University of Ireland (Maynooth) Ireland
2013-16	M.Sc./P.Grad.Dip.in Technology and Learning	Prof Gráinne Conole Bath Spa University United Kingdom
2013-16	M.Sc./P.Grad.Dip.in Computer Science (Interactive Entertainment Technology)	Prof Gabriel Zachman University of Bremen Germany
2012-15	M.Sc./P.Grad.Dip.in Computer Science (Mobile & Ubiquitous Computing)	Prof Mario Gerla University of California Los Angeles

		USA
2014-17	M.Sc./P.Grad.Dip.in Computer Science (Networks & Distributed Systems)	Prof Gordon Blair Lancaster University United Kingdom
2013-16	M.Sc. in Health Informatics	Prof Pieter Toussaint Norwegian University of Science & Technology Norway
2013-16	M.Sc. in Interactive Digital Media	Prof Ken Perlin New York University USA
2014-17	Mphil in Creative & Cultural Entrepreneurship	Prof Mukti Khaire Harvard Business School USA
2015-18	M.Sc./P.Grad.Dip.in Management of Information Systems	Prof Ciaran Murphy University College Cork Ireland
2013-16	P.Grad.Cert.in Statistics	Dr Andrew Parnell University College Dublin Ireland
2012-15	M.Sc./P.Grad. Dip.in Bioengineering	Prof Patrick Segers Ghent University Belgium
2012-15	M.Sc./P.Grad.Dip.in Engineering (Environmental /Structural & Geotechnics/Transport)	Dr Catherine O'Sullivan Imperial College London United Kingdom
2015-18	P.Grad.Dip.in Applied Building Repair Conservation	Mr Grellan Rourke Dublin Ireland
2012-15	P.Grad.Dip.in Construction Law & Contract Administration	Mr William Brodie McAdam The University of Salford United Kingdom
2012-15	P.Grad.Dip.in Environmental Engineering	Dr Patrick J. Purcell University College Dublin Ireland

2013-16	P.Grad.Dip.in Fire Safety Practice (Buildings & Other Structures)	Prof Edwin Galea University of Greenwich United Kingdom
2014-17	P.Grad.Dip.in Health & Safety in Construction	Dr Martina Kelly National University of Ireland (Galway) Ireland
2015-18	P.Grad.Dip.in Sustainable Energy	Prof Neil Hewitt Ulster University Centre for Sustainable Technologies Northern Ireland
2014-17	P.Grad.Dip.in Project Management	Mr Brian Clare Dublin Institute of Technology (Bolton Street) Ireland
2012-15	M.Sc./P.Grad.Dip.in High Performance Computing	Prof Francesco Knechtli Bergische Universitat Wuppertal Germany
2014-17	M.Sc./P.Grad.Dip.in Biodiversity & Conservation	Prof Richard Bradshaw University of Liverpool United Kingdom
2014-17	M.Sc./P.Grad.Dip.in Environmental Sciences	Prof Kevin Hiscock University of East Anglia United Kingdom
2013-16	M.Sc. In Development Practice	Prof Howard Stein University of Michigan USA

#### **Faculty of Health Sciences**

2015 – 18	Professional Doctorate in Dental Surgery (Oral Surgery)(D.Ch.Dent.)	Dr Colette Balmer Liverpool University Dental Hospital United Kingdom
2014-18	Professional Doctorate in Dental Surgery (Orthodontics) (D.Ch.Dent.)	Prof AJ Ireland University of Bristol United Kingdom
2014-17	Professional Doctorate in Dental Surgery (Paediatric Dentistry)(D.Ch.Dent.)	Dr Sanjeev Sood King's College London Dental Institute United Kingdom
2015-18	Professional Doctorate in Dental Surgery (Prosthodontics)(D.Ch.Dent.)	Dr Matthew Garnett University of Bristol

		United Kingdom
2015-18	Professional Doctorate in Dental Surgery (Special Care Dentistry)(D.Ch.Dent.)	Prof Luc Marks Ghent University Hospital Belgium
Mar 12- Mar 16	P.Grad.Dip.in Clinical Dental Technology	Prof Mark Thomason University of Newcastle-Upon-Tyne United Kingdom
2016-18	P.Grad.Dip.in Conscious Sedation in Dentistry	Dr Katherine Wilson Newcastle University United Kingdom
2014-17	Implementation Science (P.Grad Cert)	Prof Per Nilsen Linköping University Sweden
2012-15	Master in Medicine (M.M.)	Dr Paul Gallagher Cork University Hospital Ireland
2015-18	M.Sc./P.Grad.Dip.in Advanced Radiotherapy Practice	Prof Jesper Grau Eriksen Odense University Hospital Denmark
2012-15	MSc/P.Grad.Dip.in Biological Psychiatry	Prof Michael O'Donovan Cardiff University Wales
2011-15	M.Sc. in Cardiology	Dr Alison Duncan Royal Brompton Hospital London United Kingdom
2015-18	Masters/P.Grad.Dip in Cognitive Psychotherapy	Prof Chris Williams University of Bath United Kingdom
Jan 15- Sep 18	M.Sc./P.Grad.Dip.in Clinical Chemistry	Prof Eric Kilpatrick Hull Royal Infirmary United Kingdom
2015-18	M.S.c in Healthcare Infection Management	Prof John Moore Belfast City Hospital Northern Ireland

2014-17	M.Sc./P.Grad.Dip.in Exercise Physiology	Prof Niall Moyna Dublin City University Ireland
2012-15	M.Sc. in Global Health	Ms Christina Zarowsky University of the Western Cape South Africa
2014-17	M.Sc. in Health Services Management	Prof Rosanna Tarricone Milan Italy
2014-17	M.Sc./P.Grad.Dip.in Medical Imaging	Dr Simon King University of the West of England United Kingdom
2016-19	M.Sc./P.Grad.Dip.in Molecular Medicine	Prof Albert Tauler Girona Universitat de Barcelona Spain
2015-18	M.Sc. in Neuroscience	Dr Hugh Pearson University of Leeds United Kingdom
2014-17	M.Sc./P.Grad.Dip.in Pharmaceutical Medicine	Prof Peter Stonier P D Stonier Limited United Kingdom
2012-15	M.Sc./P.Grad.Dip.in Psychoanalytic Psychotherapy	Prof Robert Hinshelwood University of Essex United Kingdom
2013-16	M.Sc./P.Grad.Dip.in Physical Sciences in Medicine	Prof Anthony Fisher Academy for Healthcare Science & University of Liverpool United Kingdom
2014-17	M.Sc./P.Grad.Dip.in Respiratory Physiotherapy	Dr Fidelma Moran University of Ulster Northern Ireland
2015-17	M.Sc. in Sports & Exercise Medicine	Mr Enda Whyte Dublin City University Ireland
2016-19	M.Sc. in Immunology	Dr Liam O'Mahony University of Zurich Switzerland
2013-16	P.Grad.Dip/M.Sc in Community Pharmacy	Prof Claire Anderson University of Nottingham

		United Kingdom
2013-16	M.Sc/P.Grad Dip. in Dementia	Dr Assumpta Ryan University of Ulster Northern Ireland
2014-17	M.Sc Hospital Pharmacy	Dr Mary Tully The University of Manchester United Kingdom
2012-15	M.Sc. in Translational Oncology	Prof Tracy Robson Queen's University Belfast Northern Ireland
2014-17	M.Sc/P.Grad Dip in Pharmaceutical Sciences	Prof Marc Devocelle Royal College of Surgeons Ireland Ireland
2014-17	P.Grad.Dip/M.Sc in Pharmaceutical Manufacturing Technology	Dr Thurloch O'Criodain Novartis Pharma AG Switzerland
2014-17	Higher Diploma in Children's Nursing	Dr Carol Anne Chamley Coventry University United Kingdom
2014-17	M.Sc./P.Grad.Dip.in Nursing (Child Health & Wellbeing Strand)	Dr Carol Anne Chamley Coventry University United Kingdom
2015-18	M.Sc./P.Grad.Dip.in Gerontological Nursing	Dr Alice Coffey University College Cork Ireland
2014-17	M.Sc./P.Grad.Dip.in Mental Health	Prof Joy Duxbury University of Central Lancashire United Kingdom
2013-16	Higher Diploma in Midwifery	Dr Patricia Larkin Dundalk Institute of Technology Ireland
2013-16	M.Sc./ P.Grad.Dip.in Midwifery	Dr Patricia Larkin Dundalk Institute of Technology Ireland
2014-17	Nursing (Nursing/Midwife Prescribing) Certificate	Dr Helen Rushforth University of Southampton United Kingdom



2014-17	M.Sc. Nursing CHSE/PG Diploma CHSE - Clinical Health Sciences Education	Dr Helen Rushforth University of Southampton United Kingdom
2014-17	M.Sc. in Nursing	Dr Helen Rushforth University of Southampton United Kingdom
2014-17	M.Sc./P.Grad.Dip.in Advanced Nurse Practitioner - Emergency Department	Dr Helen Rushforth University of Southampton United Kingdom
2013-16	MSc/P.Grad.Dip in Specialist Nursing	Dr. K. Louise Barriball Kings College London United Kingdom
2014-16	Specialist Practice (PGrad Cert)	Dr. K. Louise Barriball Kings College London United Kingdom
2014-16	M.Sc./P.Grad.Dip.in Palliative Care	Dr Jonathan Koffman King's College London United Kingdom

**Appendix 5b: List of External Examiners for research degrees by Faculty in 2015/16.**

<b>Name</b>	<b>Academic Address</b>
Prof. S. Jepsen	University of Bonn, Germany
Dr.G.Lyte	University of Manchester, UK
Prof. M. Molloy	Cork University Hospital
Dr. R. McLoughlin	University of Galway
Dr. F. Scaldaferrri	Catholic University of the Sacred Heart, Italy
Dr. S. Haigh	University of Cambridge, UK
Prof. J.Perk	Linnaeus Univeristy, Sweden
Prof. M. Guidon	Royal College of Surgeons in Ireland
Ms. S. Egan	University College Dublin
Prof.H. Lambert	University of Westminster, UK
Prof.M. Mosser	Universite Paris-Sorbonne, France
Dr. L. Fron Jones	National University of Ireland
Dr. P. McCole	Queen's University Belfast, NI
Dr. T. Kreuz	Instituto dei Sistemi Complessi (ISC), Italy
Prof. N.Thomas	University of Central Lanchashire, UK
Dr. O. Mason	National Univeristy of Ireland, Maynooth
Prof. M. Leask	Univeristy of Bedfordshire, UK
Prof. E.A. Wood	University of Sheffield, UK
Prof. N.Wylie	University of Nottingham, UK
Dr. J. Avery-Jones	London School of Economics and Political Science, UK
Prof. L. Chico	Instituto de Ciencia de Materials de Madrid (ICMM), Spain
Prof. J. Horgan	Dublin City University
Dr. M. Connolly	University of St. Andrews, UK
Dr. B. Monahan	University College Cork
Prof. P. Meier	The Institute of Cancer Research, UK
Prof. G. R. C Davie	University of Exter, UK
Dr. C. Cotter	University of London, UK
Dr. M. Sheehy	National Univeristy of Ireland, Galway
Dr. M. Beecroft	Univeristy of Aberdeen, UK
Prof. P. De Coppi	Univeristy College London, UK
Dr. J. Teeling	Univeristy of Southampton, UK
Prof. T. Christiansen	Univeristy of Southern Denmark, Denmark
Prof. M. Bielikova	Slovak Univeristy of Technology in Bratislava, Slovakia
Prof. D. Lewis	Plymouth Buisness School, UK
Prof. J. Profetto-McGrath	Univeristy of Alberta, Canada
Prof. C. McGuinness	Queen's University Belfast, NI
Prof. D. Mandic	Imperial College London, UK
Dr. F. Lundy	Queen's University Belfast, NI

Name	Academic Address
Dr. D. Turney	University of Bristol, UK
Dr. J. Campbell	Univeristy of London, UK
Prof. M. Tamboukou	Univeristy of East London, UK
Prof P.Schmid-Grendelmeier	Univeristy of Zurich Hospital, Switzerland
Dr. MJ. McNaughton	University of Strathclyde, UK
Prof. P. Raithby	University of Bath, UK
Prof.J. Urry	Lancaster University, UK
Prof. S. Bhattacharya	Univeristy College London, UK
Prof.J.A.G. Williams	Durham Univeristy, UK
Prof.U. Nubbemeyer	Johannes Gutenberg-University Mainz, Germany
Prof. W. Parak	Philipps Universitat Marberg, Germany
Prof. A. Steptoe	Univeristy College London, UK
Prof. A. Cromartie	Univeristy of Reading, UK
Prof. A. Rothling	Oslo and Akershus Univerity College, Norway
Prof. K.S. Thygesen	Technical Univeristy of Denmark, Denmark
Dr. K. Chappell	Univeristy of Exeter, UK
Dr. S. Harrison	Univeristy College Cork
Prof. A. Osler	Univeristy of Leeds, UK
Dr. S. Cobb	Univeristy of Glasgow, UK
Dr. E. Hutton	Cantebury Christ Church Univeristy, UK
Dr. S. Davis	University College Dublin
Prof. Clive Lee	Royal College of Surgeons in Ireland
Dr. Sheena Bell	University of Northampton, UK
Prof. Ivan Keogh	University Hospital Galway
Prof. Paul O'Neill	Beaumont Hospital, Dublin
Dr Rakesh Sharma	Royal Brompton Hospital, UK
Prof. Gerard Bury	University College Dublin
Dr. Keith Steele,	Queens University Belfast
Dr. Peter Watson	Queens University Belfast
Prof. Chris Conlon	University of Oxford, UK
Dr Mairin Nic Eoin	St. Patricks College Dublin
Prof. Luc Int Panis	Flemish Institute for technological research, Belgium
Prof. Stephen Newman	University of Bath, UK
Dr Susan Smith	University of Sunderland, UK
Prof. Leigh Hancher	University of Tilbury, The Netherlands
Dr Stephen Tait	University of Glasgow, UK
Prof. R.V. Comerford,	National Univeristy Ireland, Maynooth
Prof. Simon Heales	UCL Institute of Child Health, UK

Name	Academic Address
Prof. Erel Avineri	Tel-Aviv Academic College of Engineering, Israel
Prof.R. Thampi	University College Dublin
Dr Guro Gafvelin	Karolinska Universitetssjukhuset Solna, Sweden
Dr Peter Lennox	University of Derby,UK
Prof. Chris McGuigan	University of Cardiff, UK
Prof. Catherine Boone	London School of Economics, UK
Prof. Helen Jarvie	University of Arkansas, USA
Prof. Rita de la Feria	Durham University, UK
Prof. Benjamin Born	University of Mannheim, Germany
Prof. Neil Francis Doherty	Loughborough University, UK
Prof. Massimo Tornatore	Polytechnic University of Milan, Italy
Prof. Richard Chandler	University College London, UK
Dr Adeline Johns-Putra	University of Surrey, UK
Dr Kim Reynolds	School of English Literature, Language and Linguistics
Dr Peter Donnelly	Radboud University Medical Centre, The Netherlands
Dr Paul Evans	University College Dublin
Dr Sharon Glynn	National University of Ireland, Galway
Prof. Cristina Veiga-Pires	Universidade do Algarve, Portugal
Prof. Hindy Najman	Yale University USA
Dr.Marianne Heimbach-Steins	University of Muenster, Germany
Dr Fergal Finnegan	National University of Ireland, Maynooth
Prof. John Kelly	National University of Ireland, Galway
Dr Oona Frawley	National University of Ireland, Maynooth
Prof. Stewart J. Brown	University of Edinburgh, UK
Prof. Rudi Beyaert	University of Gent, Belgium
Prof. Thierry Brousse	University of Nantes, France
Dr Dara Cannon	National University of Ireland, Galway
Dr Anne Hickey	Royal college of Surgeons, Dublin
Dr. Clare Rigg	Institute of Technology, Tralee
Prof. Coleman McGrath	The University of Hong Kong, Hong Kong
Dr Mary – Pat O'Malley	University of Ireland, Galway
Dr William Purkis	University of Birmingham, UK
Prof. Roe Holtzer,	Yeshiva University, USA
Prof. Walter Fitzgerald,	St.Patrick's College, Dublin
Prof. Margunn Aanestad	University of Oslo, Norway
Prof. Mark Vollrath	Technische Universitat Braunschweig, Germany
Dr Kongfatt Wong-Lin	University of Ulster, NI
Dr. Matthew Taylor,	University of Edinburgh, UK

Name	Academic Address
Prof. Judith Okely	Hull University, UK
Dr Eamonn Hughes	Queens University Belfast, NI
Prof. Paul McCrone	Kings College London, UK
Dr Paul Young	Dublin City University
Prof. Robin Clarke	University of Ulster, NI
Dr Will Murphy	Dublin City University
Prof. Niamh Nic Shuibhne	University of Edinburgh, UK
Prof. Philip Larkin	University College Dublin
Prof. Geoff Coulson	Lancaster University, UK
Prof. Stephen Stanforth	University of Northumbria, UK
Dr Jamie Cross	University of Edinburgh, UK
Prof. Roger MacGinty	University of Manchester, UK
Prof. Jonathen Batten	Monash University, Australia
Dr Will Lester	University of Birmingham, UK
Prof. Ian Henderson	University of Birmingham, UK
Prof. Claude Gros	Institute de Chimie Moleculaire de l'Universite de Bourgogne, France
Prof. Roy Carr-Hill	University College London, UK
Dr Conor Galvin	University College Dublin
Prof. Maria Slowey	Dublin City University
Rev. Dr Peter Morden	Spurgeon's College, UK
Dr Ruba Salih	University of London, UK
Prof. Philip Jones,	Cardiff University, UK
Professor Christine Milligan,	Lancaster Univeristy, UK
Prof. Willie Donnelly	Waterford Institute of Technology
Dr Simon Waddell	University of Sussex, UK
Dr Paul Kenny	University College Dublin
Prof. Bryan Scotney	University of Ulster, NI
Dr Paul Murphy	queens University Belfast, NI
Ms Karen Murray	National College of Ireland, Dublin
Prof. Shane Kilcommins	University of Limerick
Prof. Gregory Connor	National University of Ireland, Maynooth
Dr Judith Strawbridge	Royal college of Surgeons, Dublin
Dr. Laoise McNamara,	National University of Ireland, Galway
Prof. Philip Barker	Lancaster University,UK
Prof. Sophie Joerg	Clemson University, USA
Dr Robert Barthorpe	University of Sheffield, UK
Dr Colette Balmer	University of Liverpool, UK
Prof. Mark Greenwood	Oral & Maxillofacial Surgery, Dental Hospital, UK

Name	Academic Address
Prof. Jenny Gallagher	Kings College London Dental Institute, UK
Dr John O'Sullivan	University College Dublin
Dr Rachel James	University of Southampton, UK
Professor Steve Schneider	University of Surrey, UK
Prof. Julie Jomeen	University of Hull, UK
Dr Tania McIntosh	University of Brighton, UK
Prof. Daniel Anthony	University of Oxford, UK
Prof. Udo Oppermann	University of Oxford, UK
Prof. Hugh Byrne	Dublin Institute of Technology
Prof. Rachel Tribe	University of East London, UK
Prof. Sally-Ann Cooper	University of Glasgow, UK
Prof. Dorit Raines	Universita Ca' Foscari, Italy
Dr. Eugene McKendry	Queen's University Belfast, NI
Prof. Declan Long,	National College of Art and Design, Dublin
Dr Mary J. O'Connell	Dublin City University
Prof. Graham Winch	Manchester Business School, UK
Prof. Demetrios Michaelides	University of Cyprus, Nicosia, Cyprus
Dr Nicholas Kent	University of Cardiff, UK
Dr Muiris O'Laoire	Institute of Technology, Tralee
Prof. Philip Donoghue	University of Bristol, UK
Dr Samraat Pawar	Imperial College London
Prof. Robert Galliers	Loughborough University, UK
Dr Daithi Mac Sithigh	University of Newcastle, UK
Prof Stefan Weinzierl,	Technical University of Berlin, Germany
Dr Karen McAuliffe	Bielefeld, Germany
Prof. Marie Guidon,	Royal College of Surgeons, Dublin
Dr Catherine Fleming	University College Hospital, Galway
Prof. Dave Laing	University of Liverpool, UK
Dr Julianne Serovich	University of Bath, UK
Dr Matt Bowden	Dublin Institute of Technology
Prof. Edwin R. Van Teijlingen	Bournemouth University, UK
Prof. Susan Mary Downe	University of Central Lancashire, UK
Prof. Fraser Buchanan	Queens University Belfast
Prof. William Gallagher	University College Dublin
Dr Paul Stevenson	Queens University Belfast
Prof. Kornelius Nielsch	University of Hamburg, Germany
Prof. Eugene Kennedy	Dublin City University
Prof. Frank Baumgartner	University of North Carolina at Chapel Hill, USA

Name	Academic Address
Dr Owen McIntyre	University College Cork
Prof. Peter Blanchfield	University of Nottingham, UK
Dr James Warren	Corpus Christi College, Cambridge, UK
Prof. Adrian Jones	University College London, UK
Prof. Ronan Conroy	Royal College of Surgeons, Dublin
Prof. David Wood	University of Leeds, UK
Prof. Denis Jabaudon	University of Geneva, Switzerland
Dr Donna MacCallum	University of Aberdeen, Scotland
Dr Stuart Collins	University College Cork
Dr Janine Bosak	Dublin City University
Prof. Sian Henson	University of London, UK
Prof. Marina Mattheoudakis	Aristotle University of Thessaloniki, Greece
Dr Carlos Faouzi Bader	Camput of Rennes, France
Prof. Jesus Solorzano Telechea	University of Cantabria, Spain
Prof. Elizabeth McKellar	The Open University, UK
Prof. Sam McConkey	Beaumont Hospital, Dublin
Dr Cheryl Lawther	Queen's University Belfast
Prof. Frederic Marion-Poll	AgroParisTech, UFR Ecologie, Adaptations et Interactions, France
Prof. Peter McGill	University of Kent, UK
Dr Carl Watkins	Magdalene College , University of Cambridge, UK
Prof. Hugh Byrne	Dublin Institute of Technology, Dublin
Prof. Dr. Martin Brown	University of St. Gallen, Switzerland
Dr Elizabeth Brint	University College Cork
Dr. Chris Van Egeraat,	National University of Ireland, Maynooth
Prof. Fabrizio Ruggeri	CNR-IMATI, Milan, Italy
Prof. Gayle Letherby	Plymouth University, UK
Prof. Paul Gallagher	Royal College of Surgeons Ireland
Prof. Stephen Byrne	University College Cork
Prof. Luke Gibbons	NUI Maynooth
Prof. Stephan Hofmann	University of Cambridge, UK
Dr Dirk Pesh	Cork Institute of Technology, Cork
Dr Francis Burke	University Dental School & Hospital, Cork
Prof. Janet Clarkson	University of Dundee, Scotland
Dr Joanna Day	University College Dublin
Dr Marko Milanovic	University of Nottingham, UK
Prof. John Dilles	Oregon State University, USA
Dr Nuala Murphy	The Childrens Hosptial, Temple Street, Dublin
Prof. Geltrude Mingrone	Catholic University of Rome, Italy

Name	Academic Address
Prof. Thomas G Cotter	University College, Cork
Prof. Klaus Warnatz	University of Freiburg, Germany
Dr. Gregory Malinowski,	Universite de Lorraine, France
Prof. Trevor Hartley	London School of Economics, UK
Dr Gerard Conway	Brunel University, USA
Prof. Karen Jacobs	Boston University, USA
Dr Frances Horgan	Royal College of Surgeons, Dublin
Prof. S Mulally	Univeristy College, Cork
Dr Patricia Eaton	NUI Galway
Prof. Willy Tinner	University of Bern, Switzerland
Prof. Hans Christian Moerhing	Otto-von-uericke-University Magdebury, Germany
Prof. Stephen Daniels	Dublin City University
Prof. Dr Pascal Sienaert	Catholic University Leuven, Belgium
Prof. Gyreg Swanwick	College of Psychiatrists of Ireland, Dublin
Dr Rachel Tolhurst	Liverpool School of Tropical Medicine, UK
Dr Mihalis Doumas	Queens University of Belfast, NI
Dr Lucy Collins	University College Dublin
Dr Trevor Owens	University of Southern Denmark, Denmark
Prof. Karl-Heinz Kogel	Justus Liebig University, Giesen, Germany
Dr Rui Abreu	University of Porto Rua, Portugal
Prof. Justin Holmes,	University College, Cork
Dr Matija Strlic	Institute for Sustainable Heritage, London, UK
Prof. Georg Buldt	Berlin, Germany
Prof. Donna O'Shea	Cork Institute of Technology, Cork
Dr Frances Wright	university of Torento, Canada
Dr Ingrid Eysers	Germany
Dr Paul Young	Dublin City University
Dr Markus Hoffman	Institute of Technology Blanchardstown (ITB)
Prof. Martin Buggy	University of Limerick
Prof. Sam McConkey	Beaumont Hospital, Dublin
Prof. Don Grubin	St Nicholas Hospital, Newcastle Upon Tyne, UK
Dr Eithne Murphy	Blanchardstown Hospital, Dublin
Prof. Juliana Early	queens University Belfast, NI
Dr. Ayal Zaks	Israel Institute of Technology, Israel
Prof. Dorota Chwieduk	University of Warwick, UK
Prof. Maria Alessandra Mariotti,	Siena University, Italy
Prof. Paul Hertzog	Hudson Institute of Medical Research, Australia
Prof. Tony Claydon,	Bangor University, UK



Name	Academic Address
Prof. Martin Barker	Aberystwyth Univeristy, Wales
Dr Simon Whawell	University of Sheffield, UK
Professor Andrew Morris	Univeristy of Liverpool, UK
Professor Ian Kinloch,	University of Manchester, UK
Prof. Paul Raithby	University of Bath, UK
Prof. Veronika Sexl	Institute of Pharmacology and Toxicology, Vienna, Austria
Prof. Daniel Pennington	Queen Mary University of London, UK
Prof. Valentina Bruno,	American University, Washington DC, USA
Prof. Franziska Klugl	Orebro University, Sweden
Prof. Nicholas Canny	University College Galway
Prof. Roland Bellet	LMGP Phelma, Grenoble, France
Prof. Mary O'Connell	Central European Institute of Technology Masaryk, Czech Republic
Prof. Laurence John Egan	University College Galway
Prof. Anita C. Jones	University of Edinburgh, UK
Professor John C. McCarthy,	University College Cork,
Prof. Carlos Palmiera	University of Coimbra, Portugal
Dr. Yun Ma	Kings College London
Professor Dragan Savic,	University of Exeter, UK
Prof. Adrian Furnham	London, UK
Professor Yvonne Galligan	Queens University Belfast, N.Ireland
Prof. David Andrews,	University of East Anglia, UK
Prof. Mihai Netea	Radboud University Nijmegen Medical Centre, The Netherlands
Dr Andrew M. Butler	Canterbury Christ Church University, Cantebury, UK
Prof. Jorge Parrondo Gayo	Universidad de Oviedo, Gijon, Spain
Dr John Murray	University College Galway
Prof. Dan Goodley	University of Sheffield, Sheffield, UK
Prof. Gregor Thut	University of Glasgow, Glasgow, Scotland
Dr. Stuart Dunn,	King's College, London, UK
Prof. Maria Lopez-Rodriguez,	Universidad Compluense de Madrid, Spain
Dr Cortland Eble	University of Kentucky, USA
Prof. Nicholas Dunne	Queens University Belfast, N.Ireland
Professor Goran Putnik,	Universidade do Minho, Portugal
Prof. Christian Bruckner	University of Connecticut, USA
Professor Nicola Lacey	London School of Economics, UK
Dr Mary Rogan	DIT Aungier Street, Dublin 2
Dr. Anne Tracey	University of Ulster, NI
Dr. F. Sa	Kings College, London, UK
James Bjork,	Virginia Commonwealth University, USA

Name	Academic Address
Prof. Jos van Strijp	Universtiy Medical Centre, Utrecht, The Netherlands
Prof. Dermot Kenny	Royal College of Surgeons, Ireland
Prof. Mihalis Mathioudakis	Heriot Watt Universtiy, Edinburgh, Scotland
Prof. Hanna Isaksson	Lund University, Sweden
Dr. Alain de Cheveigné	Laboratoire des Systèmes Perceptifs, Paris France
Professor Ulrike Wegst	Thayer School of Engineering, Dartmouth, USA
Dr Wendy Harcourt	Via Livorno 36, Rome, Italy
Prof. Dieter Kabelitz	University of Kiel, Germany
Dr. Richard Turkington	Queen's University Belfast, NI
Dr Susan McDonnell	University College Dublin
Prof. G Jenkins	University of Swansea, UK
Prof. Yuying Yan	University of Nottingham, UK
Dr Conor O'Mahony	University College Cork
Prof. Juliana Onwumere	Kings' College, London, UK
Prof. Oliver Scharbrodt	University of Chester, UK
Dr. Nick Benton	Cambridge, UK
Prof. Salissou Moutari	Queens University Belfast, NI
Prof. R. Douglas Bruce	Cornell Scott-Hill Health Centre, USA
Prof. Michelle Le Baron,	University of British Columbia, Canada
Dr Stefan Monecke	Alere Technologies GmbH, Germany
Professor Jozef Korecki	AGH Universtiy of Science and Technology, Poland
Prof. Alex Davis	University College Cork
Prof. Michael Detamore	University of Kansas, USA
Dr. Aoife Ahern	University College Dulbin
Dr. Mariolina Salio	John Radcliffe Hospital, UK
Prof. Peter Boggild,	DTU Nanotech, DTU, Denmark
Prof. Chris McManus	University College, London, UK
Prof. Bernard Doudin	Institute for Materials Science of Strasbourg, France
Dr. Bruce Wardhaugh,	University of Manchester, UK
Professor Nikolas Donos	Barts and The London, UK
Dr. Celine Herra,	Dublin Institute of Technology,
Prof. Steven E.J.Bell	Queens University, Belfast, NI
Prof. Lizbeth Goodman	University College Dublin
Prof. Yazdan Yazdanpanah	Hopitaux Universitaires, Paris Nord Val de Seine, France
Prof. Rex Butler	University of Queensland, Australia
Prof. Claire Rollion-Bard	Equipe Géochimie des Enveloppes Externes Bureau, France
Prof. Cathryn Costello	University of Oxford, UK
Dr Jacqueline Daly	Royal College of Surgeons in Ireland

Name	Academic Address
Dr. Monica Gori,	Via Morego 30, Genoa, Italy
Dr Paivi Saavalainen	University of Helsinki, Finland
Dr. Mike Jeffrey	University of Bristol, UK
Professor Rachel Scott	De Paul University, Chicago, USA
Dr. Fidelma Moran	University of Ulster, Jordanstown, NI
Prof. Joe Cleary	NUI Maynooth
Prof. Daniel Naurin	The Department of Political Science, Gothenburg, Sweden
Professor Mark Thomas	University College London, UK
Prof. Chris Marrows,	University of Leeds, UK
Dr. Paulo Marques	Campus Universitario De Santiago, Portugal
Prof. Raymond Gillespie,	NUI Maynooth
Dr. Olivia O’Leary	University College Cork
Prof. Jake Lynch	Oxford, uk
Prof. Mehmet –Ali Akinci	Universite de Rouen, France
Prof. Susan Grayzel	University of Mississippi, USA
Professor Eilis Dowd	University College Galway
Dr Greg Kelly	University of Ulster, NI
Sir Michael Barry,	H H Wills Physics Laboratory, Bristol, UK
Prof. Claudio Goletti,	University of Roma “Tor Vergata”, Italy
Prof.Francesco Bonnacorso	Istituto Italiano di Tecnologia, Italy
Dr. Lizzie Seal	University of Essex, UK
Dr Linda Newnes	University of Bath, UK
Dr Paivi Kristiina Jokinen	University of Helsinki, Finland
Prof. Penny Roberts	University of Warwick, UK
Dr. Irina Nazarenko	UNIVERSITÄTSKLINIKUM FREIBURG, Germany
Dr. Lorna Jowett	University of Northampton, UK
Dr. Peter Stokes,	Kings College, London, UK
Dr Piers Worth	Bucks New University, Buckinghamshire, UK
Dr. Derek Power	Mercy University Hospital, Cork
Dr. Kenneth Nally	University College Cork
Prof. David Cobham	Herriot Watt University, Scotland
Prof. Mark Harman	Universtiy College London, UK
Prof. S. Sen	Vivekananda University, Kolkata, India
Prof. Ruru Li,	University of Leeds, UK
Dr Alice Bennett	Liverpool Hope University, London, UK
Prof. Paul O’Brien,	University of Manchester, UK
Prof. Tom Moylan,	Universtiy of Limerick
Dr. Ruaidhri Carmody	University of Glasgow, Scotland

Name	Academic Address
Dr Emmet O'Connor	Ulster University, NI
Dr. Elizabeth Ryan	St Vincents Hospital, Dublin
Dr. Clóna O' Gallchoir	University College Cork
Dr. Michael Clarke	University College London, UK
Professor Dmitri Papkovsky	University College Cork
Prof. James C. Greer,	University College Cork,
Dr. Sonia Garel,	Ecole Normale Superieure, France
Dr. R. Roche	NUI Maynooth
Prof. Tracey Robson,	Queens University Belfast, NI
Prof. Rod Taylor,	University of Exeter, UK
Prof. Paulo Ivo Cortez Teixeira	University of Lisbon, Portugal
Dr. Noralee Kennedy,	University of Limerick
Dr. G. O Keeffe	University College Cork
Dr. Brian Kirby	Royal College of Surgeons, Dublin
Prof. Geoffrey Goodwin	Univerity of Pennsylvania, USA
Prof. Keith Jeffery	Queens University Belfast, NI
Professor Kevin Whelan	Kings College London, UK
Prof. Tabish Khair	Aarhus University, Denmark
Prof. Loren T. Stuckenbruck	Ludwig Maximilian Universitat, Munich, Germany
Prof. Sauro Filippeschi,	Universita di Pisa, Italy
Prof. Pascal Rainard	UMR1282 Infectiologie et Sante Publique, France
Prof. Matthew Taylor	Washington State Ukniversity, USA
Prof. Marysia Zalweski,	Cardiff University, UK
Dr Francis Burke	University Dental School & Hospital, Cork
Dr Mine Dogantan-Dack	University of Oxford, UK
Prof. Jeanne Jackson	Universtiy College Cork
Dr Robert Whelan	University College Dublin
Prof. Shelagh Brumfitt	University of Sheffield, UK
Prof. Kenneth Gannon	University of East London, UK
Prof. Oliver Fitzgerald	St Vincents Hospital, Dublin
Dr. D Wood	University of Bradford, UK
Prof. Paul Mullan,	Queens University Belfast, NI
Prof. Jonathan Bowen	Birmingham City University, UK
Prof. T. Pejis	Queen Mary University of London, UK
Mr. T. O Malley	NUI Galway
Prof. George Spanoudoakis	City Universtiy London, UK
Prof. Mark Freeston	University of Newcastle, UK
Dr Michael Duffy	Queens University Belfast, NI

<b>Name</b>	<b>Academic Address</b>
Prof. Zvika Brakerski	Weizmann Institute of Science, Israel
Prof Stéphane Avril,	Ecole National Supérieure des Mines de Saint Etienne, France
Prof. S. Allen	University of Manchester, UK
Dr Gerry Shiel	St Patrick's College Dublin
Prof. Paul Moynagh	Maynooth University
Professor Lorna Hughes	University of Glasgow, Scotland
Professor Ursula Kilkelly	University College Cork
Dr. Anne Byrne,	NUI, Galway
Dr. Keith Murphy	University College Dublin
Prof. Michela Meo	Politecnico di Torino, Italy
Prof. Markus Joerger,	Kantonsspital St. Gallen, Switzerland
Dr. Fintan Walsh	University of London, UK
Prof. Manfred Schewe	University College Cork
Dr. Tadhg O'Donovan,	Heriot-Watt University, Edinburgh, Scotland
Professor Christopher John Green	Loughborough University, UK
Prof. Ellen Lupton	Maryland Institute of College and Art, USA
Dr. Alan O'Riordan,	Tyndall National Institute, Cork
Professor Oliver Creighton	Universtiy of Exeter, UK
Dr. Grant Tapsell	University of Oxford, UK
Prof. Linda Clare	University of Exeter, UK
Dr. Anthony Cullen	Middlesex Univeristy, Middlesex, UK
Professor Karsten Neuhoff,	DIW Berlin, Germany
Dr. Yaqian Zhao,	University College Dublin
Professor Jonathan Bell	University College London, UK
Dr. Alexander Lyon,	Royal Brompton Hospital, UK
Prof. Paul Wilson	Downpatrick, Co. Down, NI
Prof. John Godfrey	University College Cork
Prof. Edward Pearce,	Immunology and Epigenetics, Freiburg im Breisgau, Germany
Dr. Christian Bock,	Alfred-Wegener Institut, Bremerhaven, Germany
Dr. Andrew Beckerman,	University of Sheffield, UK
Prof. Reinard Madlener,	RWTH Aachen University, Aachen, Germany
Dr. Rowena Bunning,	Sheffield Hallam University, Sheffield, UK
Prof. T. Holvoet	Celestijnenlaan, Belgium
Prof. Matthew Taylor	School of Electrical Engineering & Computer Science, Pullman, USA
Dr Jan Wiener	Bournemouth University, UK
Dr Deirdre Hughes	RCSI, Dublin
Prof. E. Pearce	Max Planck Institute of Immunolgy and Epigenetics, Germany
Dr. David Malone,	Maynooth University

Name	Academic Address
Dr. Liam Fanning,	University College Cork
Prof. Jose Turmo	Technical University of Catalonia, Barcelona, Spain
Dr. Liz Campbell	University of Edinburgh, UK
Dr Ilanah Simon Fhima	University College of London, UK
Prof. Mark Shevlin,	University of Ulster, NI
Prof. Iztok Zun	University of Ljubljana, Ljubljana, Slovenia
Dr Nicholas Race	Lancaster University, Lancaster, UK
Dr. A Louise Allcock,	NUI Galway
Prof. Colin McCoy,	Queens University Belfast, NI
Prof. Charles Ffrench Constant	University of Edinburgh, UK
Prof. Nils Metzler-Nolte,	Ruhr-University Bochum, Germany
Prof. Giovanna Di Marzo Serugendo,	CUI – Universite Geneve, Carouge, Switzerland
Professor William Hughes,	Bath Spa University, Bath, UK
Prof. Gerard McCormack	University of Leeds, UK
Prof. Maria Stoicheva	Sofia University “St. Kliment Ohridski”, Bulgaria
Dr. Vera Sheridan	Dublin City University
Dr. Luke O’Donnell	Mayo General Hospital, Co. Mayo
Prof. R.W. Stockbrugger	University Ferrara, Italy
Prof. Miguel Leon-Ledesma,	Universtiy of Kent, UK
Dr. Nobue Ltasaki,	University of Bristol, UK
Prof. David Parker FRS,	Durham University, UK
Prof. John Batchelor	University of Newcastle, UK
Dr. Cahir O’Kane,	University of Cambridge, UK
Dr. Daniela Sime	Universtiy of Strathclyde, Scotland
Prof. Remco Oostendorp	Vrije Universiteit, Amsterdam, The Netherlands
Dr. Garthine Walker	University of Cardiff, UK
Prof. Jukka Westermarck	University of Turku, Finland
Prof. Andrzej Rychard,	Polish Academy of Sciences, Warsaw, Poland
Dr. Milos Kravcik	Lerstuhi Informatik, Aachen, Denmark
Prof. Carol McGuinness,	Queens University Belfast, NI
Emil Sköldberg,	NUI, Galway
Professor Bert Rima	Queens University, Belfast, NI
Dr Lynne Marsh	University College Cork
Dr. Beth Brint	University College Cork
Prof. Clare Bryant	University of Cambridge, UK

Appendix 8a(i): Funding Data for Postgraduate Doctorate Registered Students 2015/2016 (data as of 4 April 2017)

Faculty School Name	No. of Registered Students	EU Fee Status	NON EU Fee Status	Full-time	Part-time	On-line	Validated	Research Wavier	Departmental Waiver	College Award	Government Funded	Self Funded	Other Funded
<b>Faculty of Arts, Humanities and Social Studies</b>													
School of Business	38	30	8	19	19	0	0	0	1	2	0	31	4
School of Creative Arts	28	21	7	25	3	0	0	1	2	1	0	19	3
School of Education	78	69	9	36	42	0	0	2	3	7	0	63	10
School of English	52	43	9	49	3	0	0	13	5	6	0	27	8
School of Histories and Humanities	78	62	16	73	5	0	0	18	6	11	0	50	8
School of Languages, Literatures and Cultural Studies	31	30	1	28	3	0	0	1	0	2	0	24	9
School of Linguistic, Speech and Communication Sciences	42	34	8	28	14	0	0	1	14	3	0	24	8
School of Law	50	42	8	39	11	0	0	1	2	6	0	38	8
School of Psychology	142	122	20	132	10	0	0	13	5	5	0	108	66
Confederal School of Religions, Peace Studies & Theology	26	17	9	24	2	0	0	2	1	4	0	19	5
School of Social Sciences and Philosophy	65	50	15	62	3	0	0	12	37	10	0	19	6
School of Social Work and Social Policy	26	25	1	19	7	0	0	4	6	4	0	12	2
<b>Faculty Total</b>	<b>656</b>	<b>545</b>	<b>111</b>	<b>534</b>	<b>122</b>	<b>0</b>	<b>0</b>	<b>68</b>	<b>82</b>	<b>61</b>	<b>0</b>	<b>434</b>	<b>137</b>
<b>Faculty of Engineering, Mathematics &amp; Science</b>													
School of Biochemistry and Immunology	78	71	7	75	3	0	0	40	28	8	0	13	9
School of Chemistry	96	86	10	96	0	0	0	59	34	6	0	7	7
School of Computer Science and Statistics	118	82	36	97	21	0	0	57	15	11	0	42	15
School of Engineering	125	86	39	117	8	0	0	65	20	17	0	40	16
School of Genetics and Microbiology	51	47	4	50	1	0	0	30	10	5	0	9	3
School of Mathematics	13	13	0	13	0	0	0	5	6	1	0	3	2
School of Natural Sciences	72	58	14	65	7	0	0	21	9	16	0	34	14
School of Physics	89	71	18	86	3	0	0	51	54	7	0	10	5
<b>Faculty Total</b>	<b>642</b>	<b>514</b>	<b>128</b>	<b>599</b>	<b>43</b>	<b>0</b>	<b>0</b>	<b>328</b>	<b>176</b>	<b>71</b>	<b>0</b>	<b>158</b>	<b>71</b>
<b>Faculty of Health Sciences</b>													
School of Dental Science	32	21	11	30	2	0	0	1	2	4	0	19	11
School of Medicine	213	198	15	156	57	0	0	54	37	15	0	96	20
School of Nursing and Midwifery	37	33	4	22	15	0	0	6	11	7	0	20	8
School of Pharmacy and Pharmaceutical	36	27	9	35	1	0	0	12	10	10	0	14	7
<b>Faculty Total</b>	<b>318</b>	<b>279</b>	<b>39</b>	<b>243</b>	<b>75</b>	<b>0</b>	<b>0</b>	<b>73</b>	<b>60</b>	<b>36</b>	<b>0</b>	<b>149</b>	<b>46</b>
<b>Total</b>	<b>1616</b>	<b>1338</b>	<b>278</b>	<b>1376</b>	<b>240</b>	<b>0</b>	<b>0</b>	<b>469</b>	<b>318</b>	<b>168</b>	<b>0</b>	<b>741</b>	<b>254</b>

Appendix 8a(ii): Breakdown of 'other' Doctorate funding sources (data as of 4 April 2017)															
Faculty School Name	SUSI	HSE	Hospital	Scholars	Stafford	Staff	Child of Staff	VEC	Embassy	Research - Other	Government - Other	Foreign Sources	Naughton and Mitchell	RCSI	Waiver - Other
<b>Faculty of Arts, Humanities and Social Studies</b>															
School of Business	2	0	0	0	0	0	1	0	0	0	0	0	0	1	0
School of Creative Arts	0	0	0	1	0	0	0	0	0	1	0	1	0	0	0
School of Education	2	0	0	0	1	0	5	0	1	0	0	1	0	0	0
School of English	1	0	0	2	2	0	0	0	0	2	0	0	0	0	1
School of Histories and Humanities	0	0	0	2	2	0	3	1	0	0	0	0	0	0	0
School of Languages, Literatures and	6	0	0	1	1	0	0	1	0	0	0	0	0	0	0
School of Linguistic, Speech and Communication Sciences	1	0	0	1	1	1	1	0	1	1	0	1	0	0	0
School of Law	3	0	0	0	0	0	0	0	1	3	0	1	0	0	1
School of Psychology	11	46	2	2	6	0	2	0	0	0	0	1	0	0	0
Confederal School of Religions, Peace Studies & Theology	2	0	0	0	2	0	0	0	0	0	0	0	0	0	0
School of Social Sciences and Philosophy	2	0	0	0	0	0	0	0	0	3	0	0	0	0	1
School of Social Work and Social Policy	0	0	0	1	0	0	1	0	0	0	0	0	0	0	0
<b>Faculty Total</b>	<b>30</b>	<b>46</b>	<b>2</b>	<b>10</b>	<b>15</b>	<b>1</b>	<b>13</b>	<b>2</b>	<b>3</b>	<b>10</b>	<b>0</b>	<b>5</b>	<b>0</b>	<b>1</b>	<b>3</b>
<b>Faculty of Engineering, Mathematics &amp; Science</b>															
School of Biochemistry and Immunology	0	0	0	2	0	0	1	0	4	1	0	1	0	0	0
School of Chemistry	1	0	0	4	0	0	0	0	0	1	0	0	0	0	1
School of Computer Science and Statistics	1	0	0	1	0	0	3	0	6	1	0	3	0	0	0
School of Engineering	0	0	0	3	0	0	2	0	4	2	0	1	1	0	2
School of Genetics and Microbiology	0	0	0	1	0	0	0	0	1	0	0	1	0	0	0
School of Mathematics	1	0	0	0	0	0	0	0	0	1	0	0	0	0	0
School of Natural Sciences	0	0	0	2	0	0	3	0	2	1	1	2	0	0	3
School of Physics	1	0	0	2	0	0	1	0	0	0	0	1	0	0	0
<b>Faculty Total</b>	<b>4</b>	<b>0</b>	<b>0</b>	<b>15</b>	<b>0</b>	<b>0</b>	<b>10</b>	<b>0</b>	<b>17</b>	<b>7</b>	<b>1</b>	<b>9</b>	<b>1</b>	<b>0</b>	<b>6</b>
<b>Faculty of Health Sciences</b>															
School of Dental Science	0	0	0	0	0	0	0	0	6	0	1	4	0	0	0
School of Medicine	0	0	1	2	0	0	6	0	7	2	0	2	0	0	0
School of Nursing and Midwifery	0	0	0	0	0	0	2	0	3	1	0	1	0	0	0
School of Pharmacy and Pharmaceutical	1	0	1	1	0	0	0	0	2	0	0	2	0	0	0
<b>Faculty Total</b>	<b>1</b>	<b>0</b>	<b>2</b>	<b>3</b>	<b>0</b>	<b>0</b>	<b>8</b>	<b>0</b>	<b>18</b>	<b>3</b>	<b>1</b>	<b>9</b>	<b>0</b>	<b>0</b>	<b>0</b>
<b>Total</b>	<b>35</b>	<b>46</b>	<b>4</b>	<b>28</b>	<b>15</b>	<b>1</b>	<b>31</b>	<b>2</b>	<b>38</b>	<b>20</b>	<b>2</b>	<b>23</b>	<b>1</b>	<b>1</b>	<b>9</b>



Appendix 8b(i): Funding Data for Postgraduate Research Registered Students 2015/2016 (data as of 4 April 2017)

Faculty School Name	No. of Registered Students	EU Fee Status	NON EU Fee Status	Full-time	Part-time	Research Wavier	Departmental Waiver	Government Funded	Self Funded	Other Funded
Faculty of Arts, Humanities and Social Studies										
School of Creative Arts	2	2	0	2	0	0	0	0	2	1
School of Education	1	1	0	0	1	0	0	0	1	0
School of English	2	2	0	2	0	0	0	0	2	0
School of Histories and Humanities	2	2	0	1	1	0	0	0	1	0
School of Languages, Literatures and	1	1	0	1	0	0	0	0	1	1
School of Law	5	5	0	2	3	0	0	0	3	2
School of Psychology	1	1	0	1	0	0	0	0	1	1
School of Religions, Peace Studies and Theology	2	2	0	2	0	0	0	0	2	0
School of Social Sciences and Philosophy	1	0	1	0	1	0	0	0	1	0
Faculty Total	17	16	1	11	6	0	0	0	14	5
Faculty of Engineering, Mathematics & Science										
School of Biochemistry and Immunology	2	1	1	2	0	0	0	0	1	0
School of Chemistry	7	6	1	7	0	5	4	0	0	1
School of Computer Science and Statistics	7	5	2	6	1	5	0	0	2	1
School of Engineering	10	9	1	6	4	3	1	0	3	1
School of Genetics and Microbiology	2	2	0	2	0	1	0	0	0	1
School of Mathematics	2	2	0	1	1	0	1	0	1	1
School of Natural Sciences	10	7	3	7	3	6	1	0	3	0
School of Physics	2	2	0	2	0	1	1	0	1	0
Faculty Total	42	34	8	33	9	21	8	0	11	5
Faculty of Health Sciences										
School of Dental Science	1	1	0	0	1	0	0	0	1	0
School of Medicine	25	23	2	16	9	0	7	1	14	3
School of Nursing and Midwifery	5	5	0	3	2	0	2	0	2	1
School of Pharmacy and Pharmaceutical Sciences	3	1	2	3	0	1	0	0	2	1
Faculty Total	34	30	4	22	12	1	9	1	19	5
<b>Total</b>	<b>93</b>	<b>80</b>	<b>13</b>	<b>66</b>	<b>27</b>	<b>22</b>	<b>17</b>	<b>1</b>	<b>44</b>	<b>15</b>

Appendix 8b(ii): Breakdown of 'other' Research funding sources (data as of 4 April 2017)								
Faculty School Name	SUSI	Hospital	Scholars	Child of Staff	Embassy	Council	Government - Other	Foreign Sources
<b>Faculty of Arts, Humanities and Social Studies</b>								
School of Creative Arts	1	0	0	0	0	0	0	0
School of Education	0	0	0	0	0	0	0	0
School of English	0	0	0	0	0	0	0	0
School of Histories and Humanities	0	0	0	0	0	0	0	0
School of Languages, Literatures and Cultural Studies	1	0	0	0	0	0	0	0
School of Law	0	0	1	0	0	1	0	0
School of Psychology	0	0	0	0	0	0	1	0
School of Religions, Peace Studies and Theology	0	0	0	0	0	0	0	0
School of Social Sciences and Philosophy	0	0	0	0	0	0	0	0
Faculty Total	2	0	1	0	0	1	1	0
<b>Faculty of Engineering, Mathematics &amp; Science</b>								
School of Biochemistry and Immunology	0	0	0	0	0	0	0	0
School of Chemistry	0	0	0	0	0	0	0	1
School of Computer Science and Statistics	0	0	1	0	0	0	0	0
School of Engineering	0	0	0	1	0	0	0	0
School of Genetics and Microbiology	0	0	1	0	0	0	0	0
School of Mathematics	0	0	1	0	0	0	0	0
School of Natural Sciences	0	0	0	0	0	0	0	0
School of Physics	0	0	0	0	0	0	0	0
Faculty Total	0	0	3	1	0	0	0	1
<b>Faculty of Health Sciences</b>								
School of Dental Science	0	0	0	0	0	0	0	0
School of Medicine	0	0	3	0	0	0	0	0
School of Nursing and Midwifery	0	1	0	0	0	0	0	0
School of Pharmacy and Pharmaceutical Sciences	0	0	0	0	1	0	0	0
Faculty Total	0	1	3	0	1	0	0	0
<b>Total</b>	<b>2</b>	<b>1</b>	<b>7</b>	<b>1</b>	<b>1</b>	<b>1</b>	<b>1</b>	<b>1</b>

Appendix 8c(i): Funding Data for Postgraduate Taught Registered Students 2015/2016 (data as of 4 April 2017)

Faculty School Name	No. of Registered Students	EU Fee Status	NON EU Fee Status	Full-time	Part-time	On-line	Research Wavier	Departmental Waiver	College Award	Government Funded	Self Funded	Other Funded
Faculty of Arts, Humanities and Social Studies												
School of Business	297	196	101	218	79	0	0	32	0	0	262	24
School of Creative Arts	31	20	11	30	1	0	0	3	0	0	26	16
School of Education	488	473	16	235	254	0	0	7	0	0	458	97
School of English	73	43	30	73	0	0	0	0	0	0	71	17
School of Histories and Humanities	65	37	28	59	6	0	0	0	0	0	65	18
School of Languages, Literatures & Cultural Studies	29	17	12	29	0	0	0	0	0	0	29	4
School of Linguistic, Speech & Communication Sciences	67	46	21	48	19	0	3	1	0	0	60	11
School of Law	113	92	21	113	0	0	0	2	0	1	103	29
School of Psychology	127	114	13	107	2	18	0	0	0	0	127	22
School of Religions, Peace Studies & Theology	134	101	33	59	75	0	0	1	0	0	82	62
School of Social Sciences and Philosophy	82	60	22	61	21	0	0	3	0	1	72	32
School of Social Work and Social Policy	146	140	6	63	47	36	0	6	0	0	132	46
Faculty Total	1652	1339	314	1095	504	54	3	55	0	2	1487	378
Faculty of Engineering, Mathematics & Science												
School of Biochemistry and Immunology	16	11	5	16	0	0	0	1	0	0	15	3
School of Computer Science and Statistics	229	198	31	50	179	0	19	11	12	0	189	38
School of Engineering	201	192	9	55	146	0	0	0	0	0	200	27
School of Mathematics	11	8	3	11	0	0	0	0	0	0	11	4
School of Natural Sciences	65	36	29	65	0	0	0	1	0	0	63	19
Faculty Total	522	445	77	197	325	0	19	13	12	0	478	91
Faculty of Health Sciences												
School of Dental Science	25	25	0	0	25	0	0	0	0	0	25	2
School of Medicine	277	248	29	114	143	20	0	8	0	0	251	92
School of Nursing and Midwifery	263	257	6	37	216	10	0	3	0	0	248	156
School of Pharmacy and Pharmaceutical Sciences	87	83	4	16	71	0	0	0	0	0	83	13
Faculty Total	652	613	39	167	455	30	0	11	0	0	607	263
TCD, Innovation Academy	35	35	0	0	35	0	0	0	0	0	34	35
Faculty Total	35	35	0	0	35	0	0	0	0	0	34	35
<b>Total</b>	<b>2861</b>	<b>2432</b>	<b>430</b>	<b>1459</b>	<b>1319</b>	<b>84</b>	<b>22</b>	<b>79</b>	<b>12</b>	<b>2</b>	<b>2606</b>	<b>767</b>

Appendix 8c(ii): Breakdown of 'other' Postgraduate Taught funding sources (data as of 4 April 2017)

Faculty School Name	SUSI	HSE	Hospital	Scholars	Stafford	Church of Ireland	Staff	Child of Staff	VEC	Embassy	Council	Government - Other	Foreign Sources	Fees Internal	Naughton & Mitchell	Waiver - Other	Teaching and Learning	
<b>Faculty of Arts, Humanities and Social Studies</b>																		
School of Business	5	0	0	2	11	0	0	1	0	1	1	1	0	0	0	3	0	
School of Creative Arts	6	0	0	1	8	0	0	0	0	0	0	0	0	0	1	0	0	
School of Education	55	0	0	0	1	0	1	6	1	0	0	3	0	0	0	0	30	
School of English	5	0	0	2	9	0	0	0	0	0	0	0	0	0	0	0	0	
School of Histories and Humanities	4	0	0	0	12	0	1	1	0	0	0	0	0	0	0	0	0	
School of Languages, Literatures & Cultural Studies	2	0	0	1	2	0	0	0	0	0	0	0	0	0	0	0	0	
School of Linguistic, Speech & Communication Sciences	4	0	0	2	4	0	0	0	0	0	0	0	1	1	0	0	0	
School of Law	17	0	0	3	2	0	1	0	1	3	0	2	1	0	0	0	0	
School of Psychology	15	0	0	1	4	0	0	1	0	0	0	0	0	0	0	0	0	
School of Religions, Peace Studies & Theology	5	0	0	0	5	48	0	1	0	0	0	2	0	0	0	1	0	
School of Social Sciences and Philosophy	5	0	0	6	7	0	1	0	0	0	1	10	0	0	1	0	0	
School of Social Work and Social Policy	17	8	1	0	1	0	0	0	0	0	0	27	0	0	0	0	0	
Faculty Total	140	8	1	18	66	48	4	10	2	4	2	45	2	1	2	4	30	
<b>Faculty of Engineering, Mathematics &amp; Science</b>																		
School of Biochemistry and Immunology	2	0	0	0	0	0	0	0	1	0	0	0	0	0	0	0	0	
School of Computer Science and Statistics	2	3	1	8	1	0	0	4	0	3	1	5	4	0	0	5	5	
School of Engineering	13	0	0	2	1	0	0	1	0	0	1	6	0	0	1	0	0	
School of Mathematics	1	0	0	2	1	0	0	0	0	0	0	0	0	0	0	0	0	
School of Natural Sciences	8	0	0	1	10	0	0	0	0	0	0	0	0	0	0	0	0	
Faculty Total	26	3	1	13	13	0	0	5	1	3	2	11	4	0	1	5	5	
<b>Faculty of Health Sciences</b>																		
School of Dental Science	0	2	0	0	0	0	0	0	0	0	0	0	0	0	0	0	0	
School of Medicine	15	39	8	18	0	0	0	1	1	7	0	2	0	0	0	0	0	
School of Nursing and Midwifery	0	86	74	0	1	0	0	0	0	0	0	1	0	7	0	0	0	
School of Pharmacy & Pharmaceutical Sciences	8	0	4	0	0	0	0	0	0	1	0	0	0	0	0	0	0	
Faculty Total	23	127	86	18	1	0	0	1	1	8	0	3	0	7	0	0	0	
TCD, Innovation Academy	0	0	0	0	0	0	0	0	0	0	0	0	0	0	0	0	0	
Faculty Total	0	0	0	0	0	0	0	0	0	0	0	0	0	0	0	0	0	
<b>Total</b>	<b>189</b>	<b>138</b>	<b>88</b>	<b>49</b>	<b>80</b>	<b>48</b>	<b>4</b>	<b>16</b>	<b>4</b>	<b>15</b>	<b>4</b>	<b>59</b>	<b>6</b>	<b>8</b>	<b>3</b>	<b>9</b>	<b>35</b>	

Appendix 8d(i): Funding Data for Postgraduate Visiting Registered Students 2015/2016 (data as of 4 April 2017)

Faculty School Name	No. of Registered Students	EU Fee Status	NON EU Fee Status	Full-time	Part-time	On-line	Validated	Self Funded	Other Funded
Faculty of Arts, Humanities and Social Studies									
Multi-School	12	7	5	12	0	0	0	2	10
Faculty Total	12	7	5	12	0	0	0	2	10
Faculty of Engineering, Mathematics & Science									
Multi-School	2	2	0	2	0	0	0	1	2
Faculty Total	2	2	0	2	0	0	0	1	2
Faculty of Health Sciences									
School of Pharmacy and Pharmaceutical Sciences	21	21	0	0	21	0	0	21	0
Faculty Total	21	21	0	0	21	0	0	21	0
<b>Total</b>	<b>35</b>	<b>30</b>	<b>5</b>	<b>14</b>	<b>21</b>	<b>0</b>	<b>0</b>	<b>24</b>	<b>12</b>

Appendix 8d(ii): Breakdown of 'other' Postgraduate Visiting funding sources (data as of 4 April 2017)

Faculty School Name	Exchange	Erasmus		
Faculty of Arts, Humanities and Social Studies				
Multi-School	5	5		
Faculty Total	5	5		
Faculty of Engineering, Mathematics & Science				
Multi-School	0	2		
Faculty Total	0	2		
Faculty of Health Sciences				
School of Pharmacy & Pharmaceutical Sciences	0	0		
Faculty Total	0	0		
<b>Total</b>	<b>5</b>	<b>7</b>		

Appendix 8e(i): Funding Data for Postgraduate Visiting Taught Masters Registered Students 2015/2016 (data as of 4 April 2017)

Faculty School Name	No. of Registered Students	EU Fee Status	NON EU Fee Status	Full-time	Part-time	On-line	Validated	Other Funded	Other Funded Stafford	Other Funded Exchange
Faculty of Arts, Humanities and Social Studies										
School of Law	2	0	2	2	0	0	0	2	1	1
Faculty Total	2	0	2	2	0	0	0	2	1	1
<b>Total</b>	<b>2</b>	<b>0</b>	<b>2</b>	<b>2</b>	<b>0</b>	<b>0</b>	<b>0</b>	<b>2</b>	<b>1</b>	<b>1</b>

Appendix 8e(ii): Funding Data for Postgraduate Validated Registered Students 2015/2016 (data as of 4 April 2017)

Faculty School Name	No. of Registered Students	EU Fee Status	NON EU Fee Status	Full-time	Part-time	On-line	Validated	Research Wavier	Departmental Waiver	Self Funded	Other Funded	SUSI	Stafford
Faculty of Arts, Humanities and Social Studies													
School of Creative Arts	23	20	3	23	0	0	0	2	18	4	3	2	1
School of Education	42	41	1	0	0	0	42	0	0	0	0	0	0
Faculty Total	65	61	4	23	0	0	42	2	18	4	3	2	1
<b>Total</b>	<b>65</b>	<b>61</b>	<b>4</b>	<b>23</b>	<b>0</b>	<b>0</b>	<b>42</b>	<b>2</b>	<b>18</b>	<b>4</b>	<b>3</b>	<b>2</b>	<b>1</b>