



Trinity College Dublin
Coláiste na Tríonóide, Baile Átha Cliath
The University of Dublin

**Dean of Graduate Studies' Annual Report
2013/2014 for University Council on
23 September 2015**

including Postgraduate Admissions Data for
2014/15

Professor Aideen Long
Dean of Graduate Studies
10 September 2015

Contents

	Page
1. Introduction	5
2. Office of the Dean of Graduate Studies	5
3. Graduate Studies Committee	7
4. New Course Proposals 2013/2014	9
5. Processing and Admissions: Postgraduate Student and Course Numbers	10
6. Taught Postgraduate Courses – Overview of Student Numbers	21
7. Maintenance of Academic Quality	22
8. Publications	24
9. Other Reporting Items	25
10. Postgraduate Admissions Data 2014/2015	26
11a. Doctorate Students – Funding sources	27
11b. Research Masters Students – Funding sources	27
11c. Postgraduate Taught Students – Funding sources	28

List of Tables, Figures and Appendices

Tables

		Page
Table 1	Postgraduate new entrants and total registered graduate students from 2005/06	10
Table 2	Postgraduate student numbers from 1996/97 by category	11
Table 3	Breakdown of students by gender on Research, Masters, Diploma Visiting, Occasional, Validated and Certificate courses registered from 2009/10	14
Table 4	Breakdown of Research students by gender and Faculty Grouping in 2013/14, 2012/13, 2011/12, 2010/11 and 2009/10	16
Table 5	Breakdown of Taught Masters students by gender and Faculty Grouping in 2013/14, 2012/13, 2011/12, 2010/11 and 2009/10	17
Table 6a	Breakdown of Postgraduate Diploma students by gender and Faculty Grouping in 2011/12, 2010/11, 2009/10, 2008/09	18
Table 6b	Breakdown of Postgraduate Diploma and Certificate students in 2013/14 and 2012/13	19
Table 7	Overview of Student Numbers on Postgraduate Taught Courses in 2014/15 and 2013/14	21
Table 8	External Examiners Taught Programmes 2013/14	22

Figures

Figure 1	Annual fluctuations of full-time and part-time students from 2008/09	12
Figure 2	Breakdown of Postgraduate Diploma and Certificate students 2013/14	19
Figure 3	Number of Taught Masters and Postgraduate Diploma courses from 2006/07	20
Figure 4	Candidates examined in 2013/14 in receipt of examiners decision and currently remain under appeal	23
Figure 5	Examination period (in terms of months) of research theses inclusive of theses referred for major revision (when relevant) for 2013/14	24
Figure 6	Breakdown of the funding source for all Postgraduate registered students for 2013/14	117

Appendices

Appendix 1a	Registered student numbers for 2013/14 and 2014/15 (Taught Postgraduate Courses)	29
Appendix 1b	Registered student numbers for 2014/2015 (Certificate, Diploma, Higher Diploma and Masters)	38

Appendix 2	Results of approved Research and Professional Degree Examinations (by degree) for the past five years to the end of September 2014	43
Appendix 3	Number of research degrees awarded by Faculty Grouping and degree in 2011/12, 2012/13 and 2013/14	45
Appendix 4	Nationality of students in 2012/13 and 2013/14	46
Appendix 5a	Taught Postgraduate External Examiner List 2013/2014	50
Appendix 5b	List of External Examiners for research degrees by Faculty in 2013/14	63
Appendix 6	Registered research students by school for entry in 2013/14	75
Appendix 7a	Application data for the postgraduate taught programmes processed through SITS in 2014/15	76
Appendix 7b	Application data for postgraduate doctorate programmes processed through SITS in 2014/15	92
Appendix 7c	Application data for postgraduate research masters programmes processed through SITS in 2014/15	98
Appendix 7d	Application data for postgraduate visiting students processed through SITS in 2014/15	104
Appendix 7e	Application data for postgraduate validated programmes processed through SITS in 2014/15	106
Appendix 8a	Funding sources for Postgraduate (Doctorate) Registered Students for the academic year 2013/14	107
Appendix 8ai	Breakdown of 'other' course funding sources (Doctorate)	108
Appendix 8b	Funding sources for Postgraduate (Research Masters) Registered Students for the academic year 2013/14	109
Appendix 8bi	Breakdown of 'other' course funding sources (Research Masters)	110
Appendix 8c	Funding sources for Postgraduate (Taught) Registered Students for the academic year 2013/14	111
Appendix 8ci	Breakdown of 'other' course funding sources (Taught)	112
Appendix 8d	Funding sources for Postgraduate (Visiting) Registered Students for the academic year 2013/14	113
Appendix 8di	Breakdown of 'other' course funding sources (Visiting)	114
Appendix 8e	Funding sources for Postgraduate (Validated) Registered Students for the academic year 2013/14	115
Appendix 8ei	Breakdown of 'other' course funding sources (Validated)	116

1. Introduction

The purpose of the annual report to the University Council is threefold:

- (i) to provide the University Council, and the wider College community, with the statistical information needed to make informed policy decisions about graduate education in the College,
- (ii) to report on the work of the Graduate Studies Office, and
- (iii) to make the required statutory reports to University Council regarding examiners appointed for higher degrees.

Statistical data covers the period 2013/14, and postgraduate admissions data covers the period from September 2014 to the end of February 2015.

Once approved by Council, this report will be posted on the Graduate Studies Office Website at http://www.tcd.ie/Graduate_Studies/

2. Office of the Dean of Graduate Studies

The Dean of Graduate Studies is head of the Office of the Dean of Graduate Studies Office (GSO). The Dean is supported by one Administrative Officer and one Executive Officer. Support for postgraduate admissions and research examinations is provided by the Academic Registry.

The Dean of Graduate Studies has statutory responsibility for admitting all postgraduate students and administering the regulations regarding their academic progression and examination. The Office (GSO) acts as the central coordinating office for postgraduate education in College.

Responsibilities of the Dean of Graduate Studies supported by the Graduate Studies staff include:

Development of Graduate Education Policy

This is achieved by:

- (a) Convening the Graduate Studies Committee consisting of all the Directors of Teaching and Learning (Postgraduate) in the Schools, Keeper of Readers' Services, the ISS representative, CAPSL representative, President and Vice-President of the Graduate Students' Union, and bringing before it matters of importance relating to graduate education including changes to the regulations concerning higher degrees (see *University Calendar Part III* for the Terms of Reference of the Graduate Studies Committee);
- (b) Attending national and international *fora* (e.g. Irish Universities Association, European Universities Association, Coimbra Group Taskforce; Dublin Region Higher Education Alliance, National Framework for Doctoral Education Working Group, NAIRTL (National Academy for the Integration of Research, Teaching and Learning), TCD/UCD/QUB Innovation Academy Programme Management Board

- and Uversity Governing Body) and using this information to develop discussion papers on matters of importance for developments in graduate education;
- (c) Representing the graduate education function on College committees and compiling and interpreting information regarding graduate education for such committees;
- (d) Hosting and attending meeting and workshops to develop graduate education policy at a sectoral level including the development of inter institutional collaborative agreements and national frameworks;
- (e) Updating and revising procedures of admission, progression and examination, and making the required changes to the *University Calendar Part III*.

Administration of postgraduate courses

There were 201 separate approved courses of study at postgraduate level in the College in 2013/14. These are administered by the GSO and Schools. Administrative tasks include:

- (a) Providing specialist advice and assistance to Schools in the development of new postgraduate courses. Specifically, the graduate studies staff ensure that proposed admissions criteria adhere to the College regulations, that the ECTS values apportioned to modules are correct, that proposed entries comply with the *University Calendar Part III* regulations and the *Prospectus*, and that the documentation prepared for the Graduate Studies Committee and the University Council is complete;
- (b) Liaising with the College community to produce the annual *Postgraduate Prospectus*;
- (c) Dealing with initial enquiries about postgraduate programmes both in the areas of research and taught (Masters and Postgraduate Diploma) courses;
- (d) Monitoring the quality of taught postgraduate courses by reviewing and distributing course examiners' reports and ensuring that recommendations are acted on;
- (e) Assisting the Quality Office with reviewing taught postgraduate programmes as part of the School review process, and also initiating occasional course reviews outside the normal process when required;
- (f) Promoting the College's postgraduate programmes through advertisement and attendance at national and international career exhibitions and fairs;
- (g) Updating and managing College funded research project listings on <http://www.phdireland.ie/>;
- (h) Managing the application process for Higher Doctorates.

Provision of services for graduate students

- (a) Setting and monitoring the quality of graduate admissions to the College. All students are admitted to the University by the Dean of Graduate Studies *via* direct admissions: the GSO receives and processes applications for admission liaising with Directors of Teaching and Learning (Postgraduate) in the Schools for research students and the Course Directors for admission to taught programmes.
- (b) Setting regulations for students' academic progress and monitoring these regulations, e.g. transfer from the Masters to Ph.D. register, confirmation on the Ph.D. register, time on the research register;
- (c) Attending to postgraduate student 'cases' in correspondence with the student, the Course Director, the supervisor, the Director of Teaching and Learning

- (Postgraduate, DTLP), other College Officers and internal and external service providers;
- (d) Processing research thesis submissions and appointment of external examiners for taught courses and research degrees;
 - (e) Receiving, reviewing and approving examination results and distributing examiners reports, for research degrees;
 - (f) Reviewing and commenting on External Examiners' annual and final reports for postgraduate taught programmes;
 - (g) Investigating, reviewing and adjudicating on appeals submitted to the Dean of Graduate Studies; attending appeal hearings at the Academic Appeals Committees for Graduate Studies (Taught/Research) and representing the College at Appeals submitted to the Visitors;
 - (h) Managing and administering bursaries, studentships and prizes listed in the *University of Dublin Calendar Part III*;
 - (i) Reviewing, allocating and disbursing funding for research students travel under the Trinity Trust Travel Grant Scheme;
 - (j) Managing the applications, shortlisting and awards ceremony for the Trinity Teaching Award for Postgraduate Students;
 - (k) Preparing documentation for the sub-committee of Board and Council for the approval of higher degrees.

3. Graduate Studies Committee

The Graduate Studies Committee (GSC) normally meets monthly during statutory term. The composition of the Graduate Studies Committee is listed in the *University Calendar Part III*.

In 2013/14, there were seven meetings of the GSC. Minutes of the GSC are available *via* the Trinity College Local Home Page¹. The Committee discussed the following issues of interest to the general postgraduate community in College:

Graduate Studies Committee meeting minutes 2013/14 highlights:

Performance Doctorates – Level Descriptor (GS/13-14/03)

Professor Scattergood explained that due to the recent partnership with the Royal Irish Academic of Music (RIAM) and the introduction of the validated Doctorate in Music Performance there is a requirement to have a Performance Doctorate level descriptor to define what this is and what standards are required to achieve this level of qualification. It was noted that Professional Doctorates must meet the same standard as traditional doctorates and the same applies for Performance Doctorates, adding that the National Qualifications Authority of Ireland (NQAI) state that performance itself is not necessarily a research activity. Professor Scattergood noted that as there is only one Performance Doctorate offered at present the set of criteria provided for this level descriptor has been written at a high level of generality so this may need to be developed and modified over time.

¹ http://www.tcd.ie/Graduate_Studies/staff/committee/committeepapers/index.php

Update from the IUA Deans of Graduate Studies Group (GS/13-14/10)

The Dean provided an update to the Committee from the IUA Deans Group:

- i. The Committee were advised of the PhD framework being proposed by the HEA in concert with the QQI outlined in a draft document. The context of the document falls within the National Strategy for Higher Education and it is expected under the framework, that the PhD degree within all HEIs would meet or exceed International standards 'unified' under a strong Irish PhD brand. The aim of the framework is to provide a set of high-level principle for doctoral education with guidelines for maintenance of standards/quality.
- ii. The IRC have prohibited research students funded with IRC grants to engage in teaching duties in their first year and the IUA group have requested the IRC to remove such a ban. IRC funded students registered on a four year programme which involves taking a teaching and learning module in year one can now do a maximum 100-125 hours teaching during this year.
- iii. An extension of the M.O.U./Collaborative agreement facilitating module sharing, credit exchange and student mobility for PhD students on specific named thematic programmes was signed by registrars of the member universities.

Online Education Initiative (GS/13-14/20)

Professor Tim Savage presented an update to the Committee regarding the Online Education Initiative. He informed the Committee that three strands of online education have been identified; (i) Massive Open Online Courses (MOOC's), (ii) UG Module Collaboration and (iii) Online Postgraduate Courses (Pilot). Professor Savage confirmed that he is in the process of establishing an online education unit to develop policies and procedures. He advised that the aim is to have three to four courses this year, with an expected 100 students and to increase it to seven courses with 300 students by next year.

Draft Objectives of the Strategic Plan 2014-2019 (GS/13-14/28)

The Dean advised that an Education Working Group had been established to consider; (i) Current challenges facing Trinity College, (ii) Opportunities for future development, (iii) High level goals to be achieved, (iv) Key objectives and (v) Dependencies. A draft document had been prepared and it would be brought to the central committee preparing the Strategic Plan 2014-2019.

Draft TCD/UCD Framework for Collaborative Taught Programmes (GS/13-14/36)

The Dean circulated a paper which stemmed from the document 'Towards a Future Higher Education Landscape', published by the HEA in 2012. It was noted that Higher Education Institutes should be rationalizing their options and helping one another in terms of courses and sharing resources. The draft paper circulated constitutes a framework that will facilitate the preparation of a proposal for a joint post-graduate taught programme for review by relevant boards/committees at UCD and TCD. The Dean noted that such jointly developed courses would have the same structure as a taught postgraduate programme currently on offer at TCD. It was agreed that some operational logistics still need to be worked out including the process for appeals and guidance on the administrative hub. Written comments

should be provided to the Dean and the document would be re-circulated to the Committee followed by a review from UCD, if necessary, before the document is presented to Council.

Postgraduate Certificate, Postgraduate Diploma, Masters pathway (GS/13-14/37)

The Committee discussed a new model (developed initially for the School of Nursing and Midwifery but applicable to all Schools which host taught postgraduate programmes) to facilitate continuous professional development and lifelong learning. The model permits students to embark on their postgraduate study at PG Certificate level and exit with this qualification. Students may then resume study at a later stage to work toward the award of PG Diploma. On successful completion of the PG Diploma components of the course the PG Certificate award is rescinded. Students may then re-engage with study at a later stage to embark on Masters level programmes and again the earlier award is rescinded on successful completion of the Masters component.

4. New Course Proposals 2013/2014

Master in Pharmacy (M. Pharm.) (CL/13-14/050)

Professional Masters in Education (Primary Teaching) (CL/13-14/120(i))
(For delivery by Marino Institute of Education)

Postgraduate Certificate in Implementation Science (CL/13-14/120(ii))

Master in Education Studies (CL/13/14/170(iii))
(For delivery by Marino Institute of Education)

Postgraduate Certificate in Specialist Practice (CL/13/14/192(i))

Master in Psychology (Conversion) (CL/13/14/192(ii))

Professional Special Purpose Certificate in Academic Practice (CL/13/14/192(iii))

Postgraduate Certificate in 21st Century Teaching and Learning (CL/13/14/192(iv))

M.Phil. in Chinese Studies (CL/14/15/010)

Online course proposals:

Postgraduate Certificate in Dementia (CL13-14/170(i))

Postgraduate Diploma in Applied Social Studies (CL13-14/170(ii))

5. Processing and Admissions: Postgraduate Student and Course Numbers

Along with the Academic Registry the Office of the Dean of Graduate Studies is one of the first points of contact for incoming and continuing postgraduate students and assists with advice on course choices, application and registration, fee payment, progression and examination. The processing of applications postgraduate taught and research courses and associated enquiries on the stages of the application process are now dealt with directly by the Academic Registry teams.

The graduate studies staff liaise closely with the Graduate Students Union to organise the Orientation Meeting for new postgraduate students where they are advised on services available to them in College.

Table 1 illustrates fluctuations in the number of postgraduate students registered over the last nine years. In 2013/14 there has been a decrease of 163 students (-3.64%) who registered for the year on the postgraduate register in comparison to the 2012/13 year. The decrease affected all new entrants to the postgraduate register and new entrants for the first time in TCD.

Table 1: Postgraduate new entrants and total registered graduate students from 2005/2006

	2005/06	2006/07	2007/08	2008/09	2009/10	2010/11	2011/12	2012/13	2013/14
All new entrants to postgraduate register	2411	2572	2729	2858	2928	2702	2462	2502	2463
New entrants – first time in TCD	2026	2117	2270	2358	2431	2299	2209	1882	1593
Total number registered for that year	4531	4803	5036	5206	5335	4903	4863	4472	4309
Increase or decrease on previous year in terms of registered students	233	272	233	170	129	-432	-40	-391	-163
% increase or decrease on previous year	5.40%	6.00%	4.90%	3.40%	2.50%	-8.10%	-0.82%	-8.04%	-3.64%

The breakdown of postgraduate student numbers in the three major classes of research, taught and postgraduate diplomas is presented in Table 2.

Table 2: Postgraduate student numbers from 1996/97 by category

Year	Research			Taught Masters			PG Diploma			Total PGs		
	f/t	p/t	total	f/t	p/t	total	f/t	p/t	total	f/t	p/t	total
1996/97	1069	137	1206	361	242	603	159	393	552	1589	772	2361
1997/98	1060	185	1245	483	340	823	145	419	564	1688	944	2632
1998/99	1130	178	1308	474	379	853	234	776	1010	1838	1333	3171
1999/00	1221	196	1417	474	420	894	170	1186	1356	1865	1802	3667
2000/01	1161	186	1347	467	443	910	247	1085	1332	1875	1714	3589
2001/02	1226	207	1433	509	499	1008	235	1143	1378	1970	1849	3819
2002/03	1306	184	1490	579	572	1151	517	1035	1552	2402	1791	4193
2003/04	1391	139	1530	607	704	1311	564	802	1366	2562	1645	4207
2004/05	1491	220	1711	673	706	1379	513	695	1208	2677	1621	4298
2005/06	1533	248	1781	734	710	1444	437	869	1306	2704	1827	4531
2006/07	1600	275	1875	740	707	1447	484	997	1481	2824	1979	4803
2007/08	1662	284	1946	740	807	1547	477	1066	1543	2879	2157	5036
2008/09	1783	306	2089	783	890	1673	453	991	1444	3019	2187	5206
2009/10	1962	315	2277	914	870	1784	455	819	1274	3331	2004	5335
2010/11	1899	334	2233	963	749	1712	385	573	958	3247	1656	4903
2011/12	1962	334	2296	1013	844	1857	238	278	516	3213	1456	4669

Year	Research			Taught Masters, Diploma & Certificate			Postgraduate Visiting			Validated *			Total Postgraduates			
	f/t	p/t	total	f/t	p/t	total	f/t	p/t	total	f/t	other	total	f/t	p/t	other	total
12/13	1622	298	1920	1264	1264	2528	22	2	24	0	0	0	2908	1564	0	4472
13/14	1435	298	1733	1289	1207	2496	15	40	55	9	16	25	2748	1545	16	4309

2013/2014 – Validated students*

	Validated for Another Institution	full-time	Grand Total
Education (Intercultural Education) - P/T (PTED-EDIE-1V)	16		16
Music Performance (RIAM) (PODM-MPER-1V)		1	1
Music Performance (RIAM) (PTDM-MPER-1V)		8	8
Grand Total	16	9	25

The following conclusions can be drawn from Table 2:

- In 2013/14 the number of postgraduate research students in both categories (full-time and part-time) had decreased by 187 registered students in comparison to 2012/13. In 2012/13 the number of postgraduate research students had decreased by 376 in comparison to 2011/12.
- Research students constitute 40% of all postgraduate students in 2013/14 and 43% in 2012/13 compared to 49% in 2011/2012 and 46% in 2010/11.
- Research students make up 10% of the total student body of 16,729 in 2013/14 which is a decrease compared to 11.5% in 2012/13 and 13.6% in 2011/12.
- Of the 2,496 students registered for taught courses in 2013/14, 2,008 (47%) of all graduate students on the postgraduate register were undertaking a Masters degree, 399 (9%) were registered for a Postgraduate Diploma and 89 (2%) were registered for a Certificate.
- Part-time student numbers decreased in 2013/14 to 1,545 with 36% of all postgraduate students registering for part-time study. In 2012/13 1,564 (35%) of postgraduate students registered for part-time study compared to 1,456 (31%) in 2011/12. In 2013/14 the majority of part-time students were undertaking Taught Masters courses while the number of part-time research students was relatively low by comparison at 298. The part-time research numbers stayed the same in 2013/14 and 2012/13.

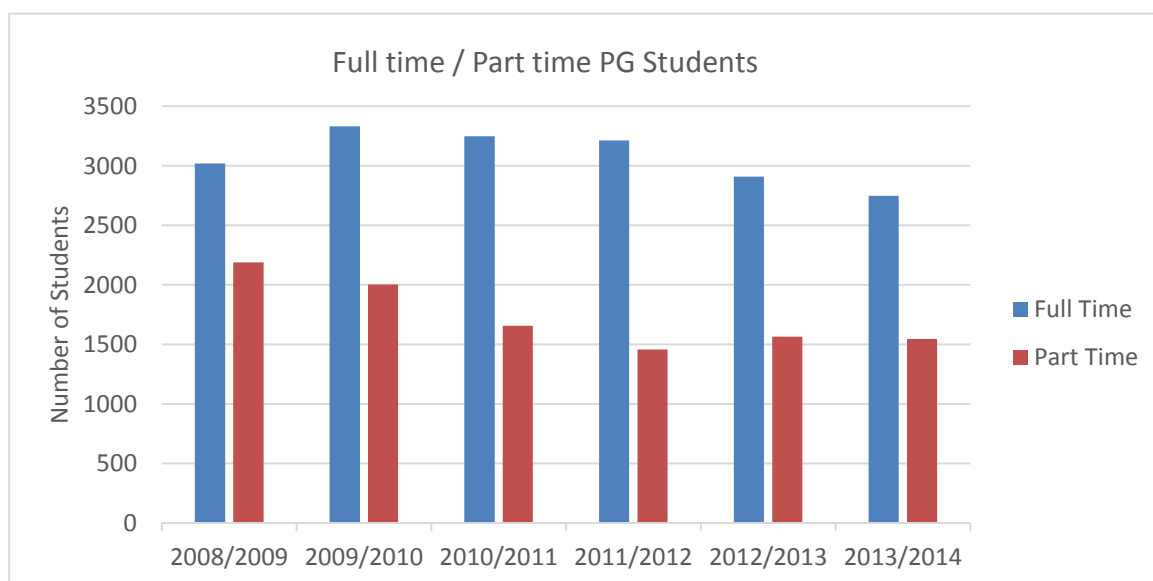


Figure 1: Annual fluctuations of full-time and part-time students from 2008/09

Figure 1 illustrates that from the year 2008/09, the overall annual number of registered part-time students fluctuated from 2,187 in 2008/09 to 1,545 in 2013/14.

Appendix 4 provides comparative data for students' nationality for 2013/14.

Of all the 4,309 students registered in 2013/14

- 81 (1.9%) students came from Africa compared to 104 (2.3%) students out of 4,472 in 2012/13 which indicates an annual decrease of 23 students.
- 291 (6.8%) came from Asia compared to 320 (7.2%) in 2012/13 reflecting an annual decrease of 29 students.
- 15 (0.3%) came from Australia and New Zealand compared to 21 (0.5%) in 2012/13 reflecting an annual decrease of 6 students.
- 280 (6.5%) came from North and Central America compared to 254 (5.7%) in 2012/13 reflecting an annual increase of 26 students.
- 15 (0.3%) came from South America compared to 21 (0.5%) in 2012/13 reflecting an annual decrease of 6 students.
- There was a decrease of 139 (4.5%) in the number of EU fee paying postgraduate students coming from Ireland from 3106 in 2012/13 down to 2967 in 2013/14.
- There were 611 (17%) non Irish EU fee paying students from the EU countries in 2013/14 compared to 602 (16.2%) in 2012/13 which indicates an annual increase of 9 students.
- 49 (1%) came from the non EU countries in Europe in 2013/14 compared to 44 (1%) in 2012/13 reflecting an increase of 3 students.
- There are 12 countries from which at least 20 students came to study in Trinity in 2013/14 i.e. the United States of America (213, 186 in 2012/13), Great Britain (183, 190 in 2012/13), Germany (105, 93 in 2012/13), Italy (62, 65 in 2012/13), China (102, 96 in 2012/13), India (77, 86 in 2012/13), Poland (47, 50 in 2012/13), Canada (55, 53 in 2012/13), France (44, 41 in 2012/13), Spain (36, 19 in 2012/13), Nigeria (25, 25 in 2012/13), and Saudi Arabia (20, 20 in 2012/13). These 969 (964 students in 2012/13) represent 22.5% of total postgraduate students.

Table 3 below shows the breakdown of students by gender registered on Research, Masters and Postgraduate Diploma programmes in 2013/14 indicating that there has been a steady decrease in the number of male and female students since 2009/10.

Table 3: Breakdown of students by gender on Research, Masters, Diploma, Visiting, Occasional, Validated and Certificate courses registered from 2009/10

	Male					Female					Total				
	2013/14	2012/13	2011/12	2010/11	2009/10	2013/14	2012/13	2011/12	2010/11	2009/10	2013/14	2012/13	2011/12	2010/11	2009/10
Research	835	953	1150	1130	1124	898	967	1146	1103	1153	1733	1920	2296	2233	2277
Taught Master	801	986	706	645	721	1207	1542	1151	1067	1063	2008	2528	1857	1712	1784
Postgraduate Diplomas	168		216	328	398	231		300	630	876	399		516	958	1274
PG Visiting	14	9				41	15				55	24			
Occasional			58					136					194		
Validated	2					23					25				
Certificate	47					42					89				
Total	1867	1948	2130	2103	2243	2442	2524	2733	2800	3092	4309	4472	4863	4903	5335
Total Percentage	43.30%	43.60%	43.80%	42.90%	42%	56.70%	56.40%	56.20%	57.10%	58%	100%	100%	100%	100%	100%

Notes:

- From 2012/13 onwards, figures for the Taught Masters and the Taught Diploma courses will be presented under Postgraduate Taught.
- From 2012/13 there will be a new category for PG Visiting.
- There were 194 occasional students recorded in 2011/12 (3 full-time, 191 part-time). These students did not receive research, taught or postgraduate diplomas, see details below:

		Full time	Part time
Occasional	1 Module Band C (Health Sciences)		6
Occasional	2 Module Band C (Health Sciences)		3
Occasional	3 Module Band C (Health Sciences)		6
Occasional	In Service Education		163
Occasional	One term Postgraduate		13
Occasional	One year Postgraduate	3	

Tables 4-6 (below) illustrate a breakdown of student numbers between three Faculty Groupings, the data illustrates that in 2013/14

- The number of female research students has decreased by 69 (7%) in comparison to the previous year and the number of males has decreased by 118 students (12%)
- the highest percentage of male research students i.e. 50.2% (419 out of all registered research males in 2013/14), compared to 50.5% (481 students in 2012/13) are registered in Engineering, Mathematics and Science
- the highest percentage of female research students i.e. 48% (435 out of all registered research females in 2013/14), compared to 48.9% (473 students in 2012/13), are registered in Arts, Humanities and Social Sciences,
- overall, fewer males than females register on taught courses; although there was an increase of 21 male students from 995 in 2012/13 to 1016 in 2013/14 registered on the Masters degree courses. However, there was a decrease of 77 females from 1557 in 2012/13 to 1480 in 2013/2014.
- With respect to Postgraduate Diploma students, the overall number of male and female students decreased by 147 from 546 in 2012/13 to 399 in 2013/14 representing an overall decrease of 26.9%.

Table 4: Breakdown of Research students by gender and Faculty Grouping in 2013/14, 2012/13, 2011/12, 2010/11 & 2009/10

Faculty Grouping	Research: Males										Research: Females									
	2013/14		2012/13		2011/12		2010/11		2009/10		2013/14		2012/13		2011/12		2010/11		2009/10	
	ft	pt	ft	pt	ft	pt	ft	pt	ft	pt	ft	pt	ft	pt	ft	pt	ft	pt	ft	pt
Arts, Humanities & Social Sciences	248	59	285	55	319	71	316	64	293	58	350	85	394	79	461	90	441	82	441	65
Engineering, Mathematics & Science	384	35	443	38	546	48	532	53	548	45	210	14	226	15	294	21	304	16	330	14
Health Sciences	78	31	95	37	122	44	112	53	121	59	165	73	179	74	220	60	194	66	229	74
Multi Faculty *												1								
<i>sub-totals</i>	710	125	823	130	987	163	960	170	962	162	725	173	799	168	975	171	939	164	1000	153
Totals	835		953		1150		1130		1124		898		967		1146		1103		1153	

* Note: PG Research in Multi Faculty was set up to allow an Mlitt Multi-School to exist for a specific student case

2013/14 Research: M/F 835/898 [1:1.07]
 2012/13 Research: M/F 953/967 [1:1.01]
 2011/12 Research: M/F 1150/1146 [1:1]
 2010/11 Research: M/F 1130/1103 [1:0.98]
 2009/10 Research: M/F 1124/1153 [1:1.02]

Table 5: Breakdown of Taught Masters students by gender and Faculty Grouping in 2013/14, 2012/13, 2011/12, 2010/11 & 2009/10

Faculty Group	<u>Taught Masters: Males</u>										<u>Taught Masters: Females</u>							
	2013/14		2012/13		2011/12		2010/11		2009/10		2013/14		2012/13		2011/12		2010/11	
	ft	Pt	ft	pt	ft	pt	ft	pt	ft	pt	ft	pt	ft	pt	ft	pt	ft	pt
Arts, Humanities & Social Sciences	345	169	318	183	247	153	235	105	210	128	565	252	558	329	445	244	441	199
Engineering, Mathematics & Science	134	225	149	198	130	77	111	91	130	100	86	110	79	127	85	60	82	63
Health Sciences	43	100	51	96	34	65	34	69	45	108	116	351	131	333	72	245	60	222
<i>sub-totals</i>	522	494	518	477	411	295	380	265	385	336	767	713	768	789	602	549	583	484
Totals	1016		995		706		645		721		1480		1557		1151		1067	

2013/14 Taught Masters: M/F 1016/1480 [1:1.4]

2012/13 Taught Masters: M/F 995/1557 [1:1.6]

2011/12 Taught Masters: M/F 706/1151 [1:1.6]

2010/11 Taught Masters: M/F 645/1067 [1:1.6]

Note: 194 occasional students in 2011/12 did not complete a research degree, masters or postgraduate diploma

Table 6a: Breakdown of Postgraduate Diploma students by gender and Faculty Grouping in 2011/12, 2010/11, 2009/10 & 2008/09

Faculty Group	Postgraduate Diploma: Males								Postgraduate Diploma: Females							
	2008/09		2009/10		2010/11		2011/12		2008/09		2009/10		2010/11		2011/12	
	ft	pt	ft	pt	ft	pt	ft	pt	ft	pt	ft	pt	ft	pt	ft	pt
Arts, Humanities & Social Sciences	89	146	74	116	50	71	50	8	249	489	261	398	214	208	112	28
Engineering, Mathematics & Science	12	182	11	156	15	152	17	104	4	67	2	61	2	48	1	37
Health Sciences	4	40	9	32	6	34	1	36	95	67	98	56	98	60	57	65
<i>sub-totals</i>	105	368	94	304	71	257	68	148	348	623	361	515	314	316	170	130
<i>Totals</i>	473		398		328		216		971		876		630		300	

2009/10 Diplomas: M/F 398/876 [1:2.2]

2010/11 Diplomas: M/F 328/630 [1:1.9]

2011/12 Diplomas: M/F 216/300 [1:1.4]

Note: 194 occasional students in 2011/12 did not complete a research degree, masters or postgraduate diploma

Table 6b:
Breakdown of Postgraduate Diploma and Certificate students in 2013/14 and 2012/13

Breakdown	Postgraduate Diploma and Certificate			
	2013/2014		2012/13	
	Full-time	Part-time	Full-time	Part-time
Postgraduate Diploma	27	183	36	302
Professional Diploma	122		121	0
Higher Diploma	67		87	0
Postgraduate Certificate		89		
Totals	488		546	

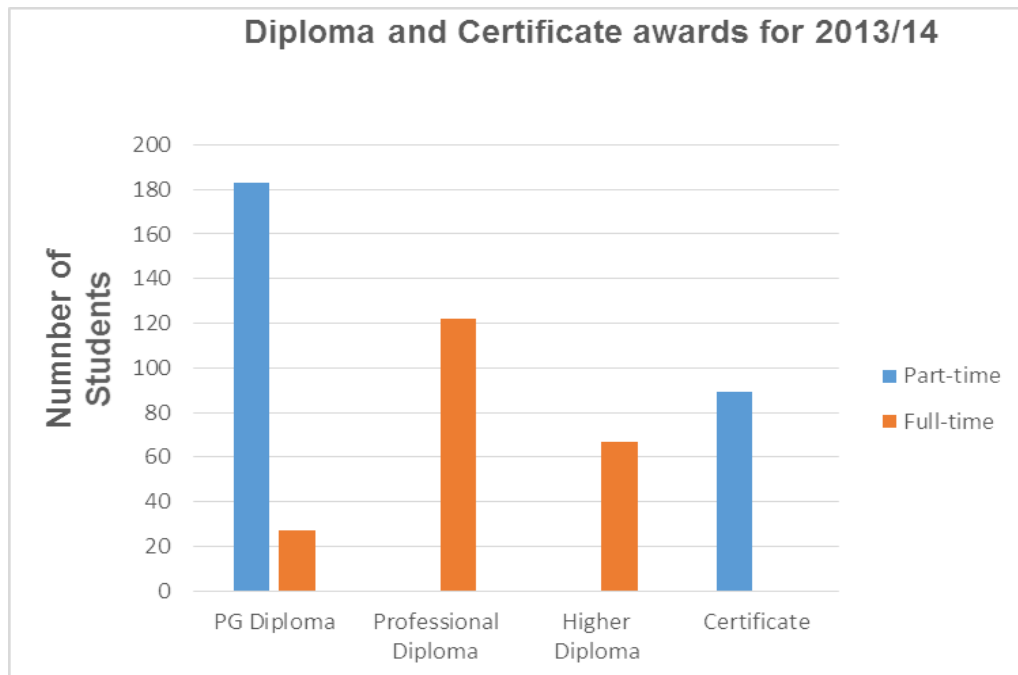


Figure 2: Breakdown of Postgraduate Diploma and Certificate students 2013/14

Postgraduate Taught Courses

The number of postgraduate taught courses has risen steadily from 2010/2011 to 2013/2014. There were 195 separate courses of study in 2013/2014 and 2012/2013 as compared to 186 in 2011/2012 and 171 in 2010/11. The number of taught programmes has increased by 23% over the previous seven years. Increasingly, entry to some courses may be suspended for a given year for academic or resource-related reasons. Additionally, some courses may only have an intake on a biennial basis.

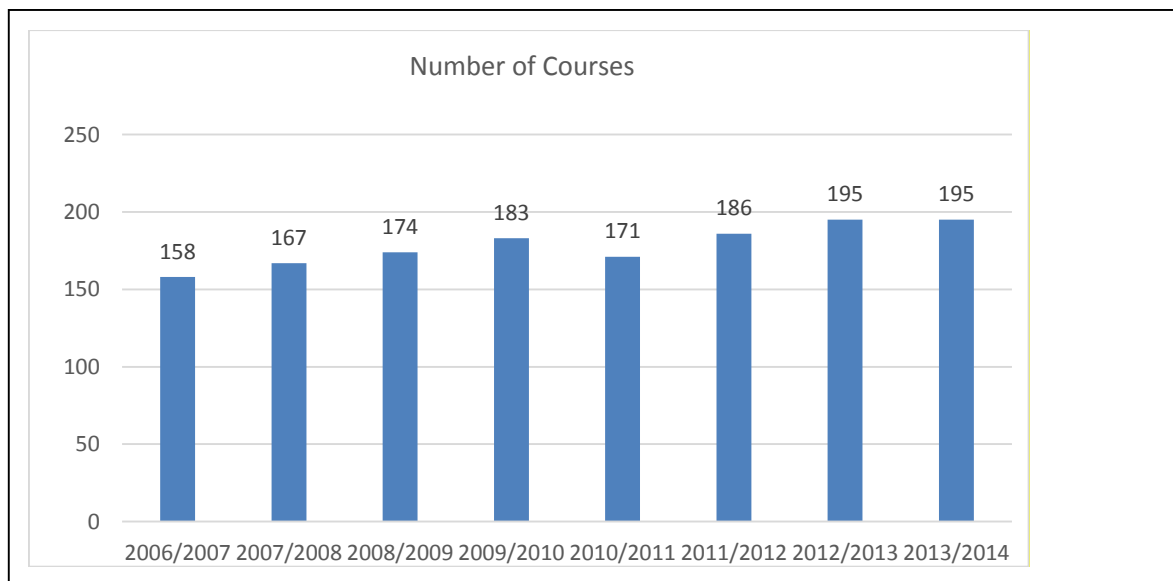


Figure 3: Number of Taught Masters and Postgraduate Diploma courses from 2006/2007

6. Taught Postgraduate Courses – Overview of Student Numbers

An overview of student numbers on taught postgraduate courses (M.Phil./M.Sc./PG Dip/PG Cert.) in 2014/15 shows that a number of courses in all three Faculties continue to operate below optimal capacity, with fewer than 10 students.

- 88 courses across the three Faculties ran with fewer than 10 students, constituting 48% of the total number offered.
- 32 courses in Health Sciences had fewer than 10 students (59%)
- 9 courses in Engineering, Mathematics and Science had fewer than 10 students (30%).
- The Faculty of Arts, Humanities and Social Sciences had the highest number of courses with fewer than 10 students, comprising 48% of 97 courses on offer.

Table 7: Overview of Student Numbers on Postgraduate Taught Courses in 2014/15 and 2013/14

Faculty	2014/2015 *		2013/2014	
	Taught Courses (M.Phil./M.Sc./PG Dip.)	<10 students	Taught Courses (M.Phil./M.Sc./PG Dip.)	<10 students
Arts, Humanities & Social Sciences	97	47	113	56
%		48%		50%
Engineering, Mathematics & Science	30	9	32	13
%		30%		41%
Health Sciences	54	32	56	34
%		59%		61%
Totals	181	49%	201	51%

*Data as of 27 February 2015

7. Maintenance of Academic Quality

Academic quality of graduate education is monitored by external examiners who play different functions depending on their role, either to assess taught courses or to examine research theses of individual students.

- Taught Courses – External Examiners

Most external examiners are appointed for a three-year period; although for some part-time courses examiners are appointed for four years. All external examiners for taught courses must complete a standard course assessment form for the first two years of their tenure and, in their final year, are required to complete a more extensive report.

Table 8: External Examiners Taught Programmes 2013/2014

Faculty	No of taught courses	No of external examiners	No of reports returned	No of reports expected	Response Rate	Reports outstanding as of 29.05.15
AHSS	62	71	63	72	87.5%	9
EMS	23	23	20	23	86.9%	3
HS	43	38	28	43	65.1%	15

In addition, the academic integrity and overall quality of all new postgraduate course proposals are reviewed by external academic assessors, internationally recognised experts in their discipline, before submissions are made to the University Council for approval.

Research Degrees

At least one external examiner is appointed by the Dean of Graduate Studies to provide a rigorous independent academic assessment of each student's research thesis. The Dean of Graduate Studies reviews each individual examination report and in the academic year 2013/14 the Dean reviewed over one thousand examination reports for first and second submissions from internal and external examiners.

The list of external examiners, as approved by the Sub-committee of Board and Council for Higher Degrees, is provided in Appendix 5 for the academic year 2013/14.

The results of the approved research and professional degree examinations are given in Appendix 2, along with comparative data for the five preceding years.

While a substantial number of theses are awarded “as it stands” 9.4% (7.8% in 2012/13), the majority 83% (84.5% in 2012/13) are approved subject to “minor corrections”. In cases where a thesis falls below the accepted standard for the award of the degree, major revisions are usually requested, 7% in 2013/2014 (7.2% in 2012/13). Students must register for a minimum 6-month revision period before re-submitting the revised thesis for re-examination, the outcome of which is almost always a greatly improved thesis.

While the majority of research examinations are successfully concluded with conferral of a doctoral or masters degree, in 2013/14 there were a number of research examinations with less successful outcomes. The examiners of theses for doctoral degrees may recommend the award of a lower degree (M.Sc, M.Litt) or may conclude that the work as presented is not of acceptable standard for either a doctoral or a masters degree and thus should be recorded as a fail. Data on the number of research theses returned with these results, during the 2013/14 academic year, where the candidate has not been conferred with an award, is presented in Figure 4 below.

All but one of the candidates submitted an appeal to the Dean of Graduate Studies.

Examination Result	Degree submitted for	
	PhD	MSc / M.Litt
Lower Degree	8	
Fail	8	2

Figure 4: Candidates examined in 2013/14 in receipt of examiners decision and currently remain under appeal

Appendix 3 allows for comparison of the number of research degrees awarded by Faculty Grouping and degree.

Figure 5: shows the time taken from first submission of the thesis to approval by the Sub-committee of Board and Council for Higher Degrees. This period includes the time taken to:

- (i) nominate examiners
- (ii) appoint examiners and send the theses to them
- (iii) arrange a *viva* (if required)
- (iv) receive the examiners reports
- (v) make a decision and inform the student
- (vi) complete revisions
- (vii) bring recommendations to the Sub-committee for Higher Degrees (a Sub-committee of Board and Council).

There are a number of points in the sometimes-lengthy thesis examination process where backlogs can occur. In 2013/14 a significant number of students progressed from examination to confirmation by Board and Council within 6 months 33%, (48.7% in 2012/13) while most remaining students complete the process within 7 to 12 months 50% (45.9% in 2012/13). An increasing percentage 16.5% (5.3% in 2012/13) of theses examinations take between 13 and 94 months to complete. Delays to the normal timeline for research examinations occur as matter of course when candidates lodge formal appeals to the Dean of Graduate Studies

against her decision to approve the result recommended by the examiners. Both the Graduate Studies office and the PG Operations team within the Academic Registry reviews the administrative processes regularly and proactively works with the College offices to streamline systems and improve efficiencies.

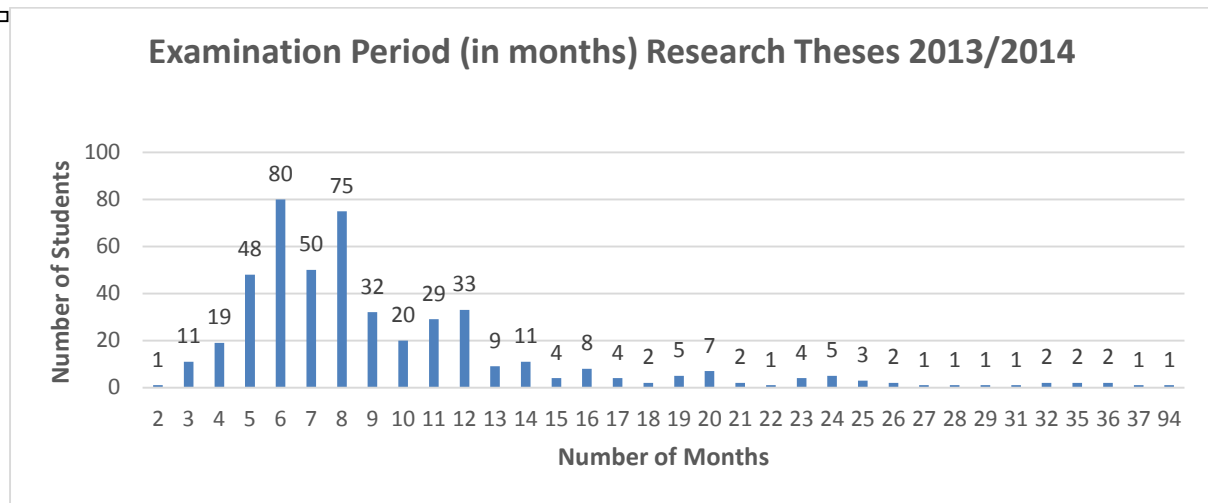


Figure 5: Examination period (in terms of months) of research theses inclusive of theses referred for major revision (when relevant) 2013/14

8. Publications

The GSO is responsible for the production of three major publications and sources of information. These are the *University Calendar Part II (now University Calendar Part III) for Graduate Studies and Higher Degrees*, the *Postgraduate Prospectus* and the Graduate Studies Office website.

- *The University of Dublin Calendar Part II for 2013-14*

The *University Calendar Part I* contains the rules governing the academic progress and conduct of all postgraduate students, both taught and research. Since 1999/00 the *Calendar Part II* has included the set of general regulations applicable to all postgraduate students, as well as more detailed regulations relating to students undertaking research and taught courses. This largely eliminates the need to refer to the *Calendar Part I* for postgraduate matters. Offprints of the *Calendar Part II* are given to all staff and are sent, *gratis*, to all universities in Ireland. From 2013-14 on all postgraduate students are referred to the *Calendar* within the terms and conditions of their annual registration.

- *Postgraduate Prospectus 2013-14*

Since 1998 the *Postgraduate Prospectus* has been the primary printed form of publicity produced by the GSO for graduate students. It is distributed *gratis* to all intending applicants and all academic staff of the College. It is also sent to all universities in Ireland and the U.K., as well as to a selection of major institutions in Europe and elsewhere. From 2010/2011, the GSO has also produced an e-book and CD version of the prospectus. In 2013-14 the majority

of requests for copies of the Postgraduate Prospectus were fulfilled with electronic copies and just under 1,500 printed copies were sent to prospective applicants

- *Best Practise in Research Supervision*

In 2013 the Dean of Graduate Studies produced the *Best Practise in Research Supervision* brochure. This has been distributed to all academic staff in college and is available online at www.tcd.ie/graduate_studies or by request from the Graduate Studies Office.

9. Other Reporting Items

- Facebook and Twitter Pages

The Graduate Studies Office established Facebook and Twitter pages as an innovative and cost-effective way to reach prospective students from all around the world. They provide an excellent forum for GSO to communicate information on new courses, scholarship opportunities, upcoming events, etc to an international audience.

- IUA Deans of Graduate Studies Committee

The Dean of Graduate Studies continues to represent Trinity College Dublin on the IUA's Deans of Graduate Studies Committee, which has proved to be a very successful forum for collaboration and communication between the Deans of Graduate Studies from the 7 Universities.

- National Academy for the Integration of Research, Teaching and Learning (NAIRTL)

The Dean of Graduate Studies continues to represent Trinity College Dublin on the NAIRTL working group for supervisor training which is developing shared resources to support academic staff with the supervision of research students.

- Postgrad Ireland Awards

The Graduate Studies Office remains committed to assisting with entries to this annual awards scheme which celebrates new and existing courses available within Ireland in a variety of categories. In 2013 the Graduate Studies Office won Best Student Marketing Campaign for their marketing and promotions activities. 2014 saw the M.Sc Translational Oncology win the Boston Scientific sponsored "Best New Course" award.

10. Postgraduate Admissions Data 2014/2015

Postgraduate admissions data have been incorporated in the GSO Annual Report since 2004, and include detailed admissions data for both research degrees and taught courses for the academic year 2013/14 with information on the gender, fee status (EU/Non-EU), and delivery format (full-/part-time) of applicants.

The data presented in Appendix 6 show registered research students by School for entry in 2013/14.

In 2013/14 there were 429 students registered on year 1 of the register – this represents a decrease of 26 students on the previous year. Of these students, 15.6% are registered with the School of Medicine (16.7% in 2012/13), 9.5% with the School of Psychology (9% in 2012/13) and 7% with the School of Engineering (8% in 2012/13).

The total number of registered research students as of 31st January 2014 was 1733. Of this number, the majority or 68% (70% in 2012/13) are within the timescale of 2 years for Masters/4 years for Ph.D. for which HEA funding is available. The total number of students who fall outside the recommended timescale is 120, or 6.9% of total registered research students (compared to 126, or 6.6% in 2012/13 and 219, or 9.3% in 2011/12).

The breakdown of registered students into EU and non-EU fee categories indicates that 86.7% of research students (1,503) are categorised as EU for fee purposes, and 13.3% (230) non-EU.

Application data for the academic year 2014/15 for postgraduate taught, doctorate, research and visiting applications processed through the new student information system are presented in Appendix 7a-7d.

The data presented in Appendix 7a (2014/15) show applications to postgraduate taught courses in year 1 for new entrants as of 10 March 2015. Four thousand five hundred and sixty eight (4,568) taught applications have been received by the GSO *via* SITS. Of the 4,568 applications received for taught courses (Masters and P.Grad.Dips) via SITS, 72.84% (2,435 students) accepted the offer (of the 3,622 applications received via SITS in 2013/14 2,078 (84.20%) accepted the offer) and 2,060 of these students had registered by the 10 March 2015.

The breakdown of registered students into EU and non-EU fee categories indicates that 86% of taught course students (1,772) are categorised as EU for fee purposes, and 14% (288) non-EU.

The data presented in Appendix 7b (2014/15) show applications to postgraduate doctorate courses in year 1 for new entrants as of 10 March 2015. Nine hundred and forty four (944) doctorate applications have been received by the GSO *via* SITS. Of the 944 applications received for doctorate courses via SITS, 91% (429 students) accepted the offer. Three hundred and twenty four (324) of these students had registered by the 10 March 2015.

The breakdown of registered students into EU and non-EU fee categories indicates that 82.7% of taught course students (268) are categorised as EU for fee purposes, and 17.3% (56) non-EU.

The data presented in Appendix 7c (2014/15) show applications to postgraduate Research masters courses in year 1 for new entrants as of 10 March 2015. Ninety eight (98) Research masters applications have been received by the GSO *via* SITS. Of the 98 applications received for Research masters via SITS, 97.92% (47 students) accepted the offer. Thirty eight (38) of these students had registered by the 10 March 2015.

The breakdown of registered students into EU and non-EU fee categories indicates that 89.5% of research course students (34) are categorised as EU for fee purposes, and 10.5% (4) non-EU.

The data presented in Appendix 7d (2014/15) show applications to postgraduate visiting courses in year 1 for new entrants as of the 10 March 2015. Eighty one (81) visiting applications have been received by the GSO *via* SITS. Of the 81 applications received for visiting courses via SITS, 100% (75 students) accepted the offer. Sixty nine (69) of these students had registered by the 10 March 2015.

The breakdown of registered students into EU and non-EU fee categories indicates that 78.3% of visiting students (54) are categorised as EU for fee purposes, and 21.7% (15) non-EU.

11a. Doctorate Students – Funding sources

Appendix 8a indicates that in 2013/14 of the 1,644 registered doctorate students a little under half (810) were in receipt of some funding. The Faculty of Engineering, Mathematics and Science has the highest proportion of funded students with some 76% of students in receipt of funding. 23% of students in Faculty Arts, Humanities and Social Sciences have some funding and in the Faculty of Health Sciences 55.9% received some funding towards their doctorate.

Analysis of the data extracted indicates that 834 of our registered doctorate students have no specified funding source. Whilst some of these students may be in receipt of assistance from their employers the majority are wholly self-financing.

11b. Research Masters Students – Funding sources

Appendix 8b indicates that in 2013/14 of the 87 registered Research masters students a little under half (37) were in receipt of some funding. The Faculty of Engineering, Mathematics and Science has the highest proportion of funded students with some 65.7% of students in receipt of funding. In the Faculty Arts, Humanities and Social Sciences no students received specific funding while in the Faculty of Health Sciences 46.6% received some funding toward their Research masters degree.

Analysis of the data extracted indicates that 49 of our registered Research masters students have no specified funding source. Whilst some of these students may be in receipt of assistance from their employers the majority are wholly self-financing.

11c. Postgraduate Taught Students – Funding sources

Appendix 8c indicates that in 2013/14 of the 2,448 registered taught course students 218 (9%) were in receipt of funding. The main source of funding for taught postgraduate students is “other funding” such as SUSI, local authority grant, foreign government sponsorship or similar.

An analysis of the data indicates that whilst the Faculty of Arts Humanities and Social Sciences has the highest number of taught postgraduate students (54% of PG taught course students are registered in this faculty), only 8.45% of them are in receipt of any funding. Eleven percent (11%) of students in the Faculty of Engineering, Mathematics and Science are in receipt of funding and 7.7% of students in the Faculty of Health Science are in receipt funding.

The data presented in Figure 6 shows that the majority of students 74.3% (3,146) are self funded. The main source of student funding is ‘other funding’ such as SUSI, local authorities, foreign government sponsorship etc..., A breakdown of ‘other funding’ is outlined in Appendix 8ai, 8bi, 8ci, 8di, 8ei.

Appendix 1a: Registered Student numbers 2013/2014 and 2014/2015 (Taught Postgraduate Courses)

	Course	Course Block	2013/2014 (data as of 12 May 2014)	2014/2015 (data as of 19 May 2015)
Faculty of Arts, Humanities and Social Sciences				
School of Business	Business Administration (PTBU-BADM-1F)	1	33	35
	Business Administration (PTBU-BADM-1P)	1	36	41
		2	30	31
	Business and Management (PTBU-BMAN-1F)	1	19	39
	Finance (PTBU-FINA-1F)	1	49	49
	Finance (PTBU-FINA-1P)	1		1
		2	1	
International Management (PTBU-IMAN-1F)	1	29	31	
International Management (PTBU-IMAN-1P)	1	1		
School of Drama, Film and Music	Film Theory and History (PTDM-FHIS-1F)	1	11	
	Film Studies - Theory History Practice (PTDM-FHIS-2F)	1		11
	MFA Stage Design (PTDM-SDES-1F)	1	6	4
	Stage Design (PTDM-SDES-1P)	1		1
	MFA Theatre Directing (PTDM-TDIR-1F)	1	4	4
	Music Composition (PTDM-MUSC-1F)	1	11	
	Music Performance (PODM-MPER-1V)	1	1	
	Music Performance (PTDM-MPER-1V)	1	8	
	Playwriting (PTDM-PLAY-1F)	1	4	5
	Playwriting (PTDM-PLAY-1P)	1	2	
		2	2	2
Theatre and Performance (PTDM-TPER-1F)	1	7	7	
School of Education	Education (Aggression Studies) (PTED-EDA1-1F)	1		
	Education (Aggression Studies) (PTED-EDA2-1P)	2		
	Education (Business Studies Strand) (PFED-BUSP-1F)	1	11	
	Education (Co-operative Learning) (PTED-EDC1-1F)	1		
	Education (Co-operative Learning) (PTED-EDC2-1P)	1	12	8
		2	5	11
	Education (Drama in Education) (PTED-EDD1-1F)	1	3	3
	Education (Drama in Education) (PTED-EDD2-1P)	1	6	2
		2	6	6
	Education (Drama in Education) (PTED-EDD3-2P)	1	1	1
		2	2	1
		3		2
	Education (English Strand) (PFED-ENLP-1F)	1	16	
Education (Foundation Studies) (PTED-EDF1-1F)	1	5	1	
Education (Foundation Studies) (PTED-EDF2-1P)	1	6	6	

		2	12	6
	Education (Foundation Studies) (PTED-EDF3-2P)	1		1
		2	2	1
		3	1	2
	Education (Geography Strand) (PFED-GGYP-1F)	1	9	
	Education (Guidance and Counselling) (PTED-EDG2-1P)	1	10	13
		2	15	6
	Education (Higher Education) (PTED-EDH3-2P)	1	12	11
		2	13	12
		3		4
School of Education	Education (History Strand) (PFED-HITP-1F)	1	7	
	Education (Intercultural Education) (PTED-EDIE-1P)	1		
	Education (Intercultural Education) (PTED-EDIE-1V)	1	7	
	Education (Intercultural Education) (PTED-EDIE-1V)	2	9	
	Education (Irish Strand) (PFED-IRIP-1F)	1	11	
	Education (Leadership and Management in Education) (PTED-EDL1-1F)	1	3	3
	Education (Leadership and Management in Education) (PTED-EDL2-1P)	1	18	17
		2	17	20
	Education (Leadership and Management in Education) (PTED-EDL3-2P)	1	2	1
		2	9	2
		3		8
	Education (Mathematics Strand) (PFED-MATP-1F)	1	11	
	Education (Modern Languages Strand) (PFED-LANP-1F)	1	20	
	Education (Music Strand) (PFED-MUSP-1F)	1	14	
	Education (Positive Behaviour Management) (PTED-EDP2-1P)	1	11	10
		2	10	9
	Education (Religious Education Strand) (PFED-REDP-1F)	1	15	
	Education (Science Strand) (PFED-SCIP-1F)	1	8	
	Education (Special Educational Needs) (PTED-EDS1-1F)	1	2	1
	Education (Special Educational Needs) (PTED-EDS2-1P)	1	12	5
		2	11	11
	Education (Special Educational Needs) (PTED-EDS3-2P)	1	1	
	Education (Special Educational Needs) (PTED-EDS3-2P)	3		1
Education (Thesis) (PTED-OYTH-1P)	1	1		
Education Teaching and Learning (Higher Education) (PTED-EDH3-1P)	2	1		
	3	2	1	
21st Century Teaching and Learning (PCED-TCTL-1P)	1		85	
Professional Masters Education (P.M.E.) (PTED-EDPM-1F)	1		139	

	Children's Literature (PTEN-CHLI-1F)	1	10	11
	Creative Writing (PTEN-CWRI-1F)	1	16	15
	Digital Humanities and Culture (PTEN-DHCU-1F)	1	13	10
	Digital Humanities and Culture (PTEN-DHCU-1P)	1 2	1	
	Irish Writing (PTEN-IWRI-1F)	1	19	17
	Literatures of the Americas (PTEN-LAME-1F)	1	15	9
	Popular Literature (PTEN-POLI-1F)	1	14	25
School of Histories and Humanities	Classics (PTHH-CLAS-1F)	1	7	13
	Early Modern History (PTHH-EMHI-1F)	1	15	14
	Gender and Women's Studies (PTHH-GWOS-1F)	1	13	6
	Gender and Women's Studies (PTHH-GWOS-1P)	2		
	Irish Art History (PTHH-IAHI-1F)	1	9	9
	Irish Art History (PTHH-IAHI-1P)	1		2
	Medieval History (PTHH-MEHI-1F)	1	10	8
	Medieval History (PTHH-MEHI-1P)	1		1
	Medieval Language, Literature and Culture (PTLL-MLLC-1F)	1	8	7
	Modern Irish History (PTHH-MIHI-1F)	1	8	7
	Modern Irish History (PTHH-MIHI-1P)	1	2	
		Modern Irish History (PTHH-MIHI-1P)	2	
	Public History and Cultural Heritage (PTHH-PHCH-1F)	1	13	17
	Public History and Cultural Heritage (PTHH-PHCH-1P)	1 2	1 1	 1
School of Languages, Literature and Cultural Studies	Comparative Literature (PTEN-COLI-1F)	1	9	10
	Early Irish (PTLL-EIRI-1F)	1		
	Early Irish (PTLL-EIRI-1F)	2		3
	European Studies (PTAH-EURS-1F)	1	6	8
	Literary Translation (PTLL-LTRA-1F)	1	12	11
	Old Irish (PDLL-OIRI-1F)	1	1	
	Textual and Visual Studies (PTLL-TVIS-1F)	1	7	2
School of Law	International and Comparative Law (PTLW-ICLA-1F)	1	22	20
	International and European Business Law (PTLW-IEBL-1F)	1	43	41
	Inter and Euro Intellectual Property Law (PTLW-IEIP-1F)	1	18	17
	Laws (PTLW-LAWS-1F)	1	34	28
School of Linguistic, Speech and Communication Sciences	Applied Linguistics (PTLS-ALIN-1F)	1	12	6
	Applied Linguistics (PTLS-ALIN-1P)	1 2	4 4	3 4
	Clinical Speech and Language Studies (Dysphagia) (PDLS-CSLD-1P)	1		
	Clinical Speech and Language Studies (PTLS-CSLS-1F)	1	4	13
	Clinical Speech and Language Studies (PTLS-CSLS-1P)	1 2	4 2	5 2

	English Language Teaching (PTLS-ELTE-1F)	1	7	3
	Linguistics (PTLS-LING-1F)	1	11	12
	Linguistics (PTLS-LING-1P)	1		
		2	2	
	Speech and Language Processing (PTLS-SLPR-1F)	1	3	4
	Speech and Language Processing (PTLS-SLPR-1P)	1	1	1
		2	1	1
School of Psychology	Applied Behaviour Analysis (PDPS-ABAN-1F)	1	13	17
	Applied Behaviour Analysis (PTPS-ABAN-1F)	1	4	1
	Applied Psychology (PTPS-APSY-1F)	1	28	31
	Clinical Supervision (PTPS-CSUP-1P)	1	2	6
	Psychoanalytic Studies (PTPS-PSYS-1F)	1	9	13
	Psychology (Applied Behaviour Analysis) (PTPS-PABA-1F)	1	5	7
	Psychology (PGPS-PSYC-1F)	1	12	11
	2	13	12	
Confederal School of Religions, Theology and Ecumenics	Theological Studies (PTRE-THES-1P)	1	9	10
		2	13	11
		3	9	13
	Theological Studies (PTRE-THES-2P)	1	4	4
		2	5	4
		3	3	3
	4	3	3	
	5	2	3	
	6		2	
Irish School of Ecumenics	Conflict and Dispute Resolution Studies (PDRE-CDRS-1P)	1	7	23
	Conflict Resolution and Reconciliation (PTRE-CRRE-1F)	1	9	13
	Conflict Resolution and Reconciliation (PTRE-CRRE-1P)	1		1
		2	2	2
Intercultural Theology and Interreligious Studies (PTRE-ITIS-1F)	1	2	6	
Irish School of Ecumenics	Intercultural Theology and Interreligious Studies (PTRE-ITIS-1P)	1	5	1
		2	1	3
	International Peace Studies (PTRE-IPES-1F)	1	31	37
	International Peace Studies (PTRE-IPES-1P)	1	1	1
	2	3	2	
School of Social Sciences and Philosophy	Comparative European Politics (PTSP-CEPO-1P)	2		
	Economic Policy Studies (PTSP-EPOS-1P)	1	12	17
	Economics (PTSP-ECON-1F)	1	21	12
	Economics (PTSP-ECON-1P)	1	1	2
		2	2	
	International Politics (PTSP-IPOL-1F)	1	18	17
International Politics (PTSP-IPOL-1P)	1	1		

	Political Science (PTSP-POLS-1F)	1	1	
	Politics and Public Policy (PTSP-POLS-2F)	1	5	15
	Politics and Public Policy (PTSP-POLS-2P)	1		1
	Race, Ethnicity, Conflict (PTSP-RECO-1F)	1	13	21
School of Social Work and Social Policy	Applied Social Research (PTSW-ASRE-1F)	1	17	9
	Applied Social Research (PTSW-ASRE-1P)	1	8	9
		2	7	9
	Child Protection and Welfare (PDSW-CPWE-1P)	1	14	11
	Child Protection and Welfare (PTSW-CPWE-1P)	1	3	
	Disability Studies (PTSW-DISS-1F)	1	6	
	Disability Studies (PTSW-DISS-1P)	1	1	
		2	3	1
	Drug and Alcohol Policy (PTSW-DAPO-1P)	1	11	
	Social Work (PTSW-SWOR-1F)	1	20	22
	2	21	20	
	Applied Social Studies (Online) (PDSP-ASST-10)	1		37
Faculty of Engineering, Mathematics and Science				
School of Computer Science and Statistics	Computer Science (Interactive Entertainment Tech.) (PTCS-IETE-1F)	1	14	13
	Computer Science (Mobile and Ubiquitous Computing) (PTCS-MUCO-1F)	1	7	7
	Computer Science (Networks & Distributed Systems) (PTCS-NDSY-1F)	1	12	16
	Creative and Cultural Entrepreneurship (PTCS-CCEN-1F)	1	3	10
	Creative and Cultural Entrepreneurship (PTCS-CCEN-1P)	1	1	4
		2		1
	Health Informatics (PTCS-HINF-1P)	1	14	15
		2	11	12
	Interactive Digital Media (PTCS-IDME-1F)	1	22	21
	Management of Information Systems (PTCS-MISY-1P)	1	30	17
		2	26	28
	Statistics (PCCS-STAT-1P)	1	88	110
	Statistics (PDCS-STAT-1P)	1	1	
	2	2		
Technology and Learning (PTCS-TLEA-1P)	1	19	11	
	2	25	11	
School of Engineering	Applied Building Repair and Conservation (PDEG-ABRC-1P)	1	9	10
	Bioengineering (PTEG-BIOE-1F)	1	24	13
	Bioengineering (PTEG-BIOE-1P)	1		
		2	2	
	Construction Law and Contract Administration (PDEG-CLCA-1P)	1	25	26
Engineering (Environmental) (PTEG-ENEN-1F)	1	3	4	

	Engineering (Environmental) (PTEG-ENEN-1P)	1		4
		2	1	
	Engineering (Structural and Geotechnical) (PTEG-ENSG-1F)	1	10	4
	Engineering (Structural and Geotechnical) (PTEG-ENSG-1P)	1	1	3
		2	1	1
	Engineering (Transportation) (PTEG-ENTR-1F)	1	4	2
	Environmental Engineering (PDEG-EENG-1P)	1	9	15
	Fire Safety Practice (PDEG-FSPR-1P)	1	12	18
	Health and Safety in Construction (PDEG-HSCO-1P)	1	5	7
	Music and Media Technologies (PDEG-MMTE-1F)	1	14	9
	Music and Media Technologies (PTEG-MMTE-1F)	2	11	10
Project Management (PDEG-PMAN-1P)	1	46	61	
Sustainable Energy (PDEG-SENE-1P)	1	8	11	
School of Mathematics				
	High Performance Computing (PTMA-HPCO-1F)	1	10	16
School of Natural Sciences	Biodiversity and Conservation (PTNS-BCON-1F)	1	11	15
	Development Practice (PTNS-DPRA-1F)	1	22	22
		2	19	22
	Environmental Sciences (PTNS-ENVS-1F)	1	13	12
School of Biochemistry and Immunology				
	Immunology (PTBI-MIMM-1F)	1	18	19
Faculty of Health Sciences				
School of Medicine	Advanced Radiotherapy Practice (PTMD-ARPR-1P)	1	3	1
		2	2	1
	Biological Psychiatry (PTMD-BPSY-1P)	1	4	
	Biomedical Sciences (Intercalated) (PTMD-BIOS-1F)	1	7	20
	Cardiology (PTMD-CARD-2P)	2	5	5
	Cardiovascular Rehabilitation and Prevention (PTMD-CRPR-1P)	2	2	1
	Clinical Chemistry (PTMD-CCHE-1P)	1	6	4
		2	8	6
	Cognitive Psychotherapy (PDMD-CPSY-1P)	1	9	11
	Cognitive Psychotherapy (PTMD-CPSY-1P)	1		
		2	7	1
Exercise Physiology (PTMD-EPHY-1P)	1	7	5	
	2	7	7	
Global Health (PTMD-GHEA-1F)	1	18	15	

	Global Health (PTMD-GHEA-1P)	1	2	3
		2	5	2
School of Medicine	Health Services Management (PTMD-HSMA-1P)	1	24	25
		2	14	27
	Healthcare Infection Management (PTMD-HIMA-1F)	1	8	7
	Healthcare Infection Management (PTMD-HIMA-1P)	1	6	3
		2	2	6
	Medical Imaging (PTMD-MIMA-1P)	1	18	14
	Medicine (PTMD-MEDI-1P)	1	3	1
		2	1	3
	Medicine (PTMD-MEDI-1F)	1	1	3
	Molecular Medicine (PTMD-MMED-1P)	1	2	2
		2	1	2
	Molecular Medicine (PTMD-MMED-3F)	1	18	16
	Neuroscience (PTMD-NEUR-1F)	1	18	13
	Neuroscience (PTMD-NEUR-1P)	2	2	2
	Pharmaceutical Medicine (PDMD-PMED-1P)	1	3	1
		2	3	1
	Pharmaceutical Medicine (PTMD-PMED-1P)	1	9	16
		2	9	10
	Physical Sciences in Medicine (PTMD-PSME-1F)	1	6	6
	Psychoanalytic Psychotherapy (PTMD-PPSY-2P)	2	16	15
Respiratory Physiotherapy (PTMD-RPHY-1F)	1		3	
Respiratory Physiotherapy (PTMD-RPHY-1P)	2			
Sports and Exercise Medicine (PTMD-SMED-1F)	1	7	8	
Translational Oncology (PTMD-TONC-1F)	1	18	21	
Translational Oncology (PTMD-TONC-1P)	1			
	2	1		
Implementation Science (PCMD-ISCI-1P)	1		6	
School of Nursing and Midwifery Studies	Cancer Care (PTNM-CCAR-1P)	1	5	
		2	2	
	Children's Nursing (PGNM-CNUR-1F)	1	8	8
	Clinical Health Sciences Education (PTNM-CHSE-1P)	1	3	10
		2	1	1
	Dementia (PTNM-DEME-1P)	1	19	14
		2	5	16
	Dementia (PTNM-DEME-1F)	1		2
	Gerontological Nursing (PTNM-GTNU-1P)	1	12	13
		2	8	6
Mental Health - Child Adolescent and Family Strand (PTNM-MCAF-1P)	1			
Mental Health (PTNM-MHEA-1F)	1	2	3	
Mental Health (PTNM-MHEA-1P)	1	20	24	

		2	9	13
	Midwifery (PGNM-MIDW-1F)	1B	35	
		2	1	34
	Midwifery (PTNM-MIDW-1P)	1	5	
		2		3
	Nursing - Child Health and Wellbeing (PTNM-CHWE-1F)	1		1
	Nursing - Child Health and Wellbeing (PTNM-CHWE-1P)	1	2	3
		2	4	1
	Nursing (PTNM-NURS-1F)	1	1	1
	Nursing (PTNM-NURS-1P)	1	11	11
		2	9	7
	Nursing (Nurse/ Midwife Prescribing) (PCNM-NMPR-1P)	1	2	2
School of Nursing and Midwifery Studies	Nursing (Specialist Nursing) (PTNM-SNUR-1P)	1	31	44
		2	18	7
	Palliative Care (PTNM-PCAR-1P)	1	10	12
		2	2	2
	Specialist Practice (PCNM-SPRA-1P)	1		1
School of Pharmacy and Pharmaceutical Sciences	Cardiology in Clinical Pharmacy (Module) (VVPH-CCPP-1P)	1A	20	
		1B	20	
	Community Pharmacy (PDPH-CPHA-1P)	1		
		2	1	
	Community Pharmacy (PTPH-CPHA-1P)	1	1	
	Community Pharmacy (PTPH-CPHA-2P)	1	6	4
		2		5
	Hospital Pharmacy (PTPH-HPHA-1P)	1	7	
	Hospital Pharmacy (PTPH-HPHA-1P)	1B		7
	Hospital Pharmacy (PTPH-HPHA-1P)	2A	8	5
	Pharmaceutical Analysis (PTPH-PANA-1F)	1	3	7
	Pharmaceutical Analysis (PTPH-PANA-1P)	1		1
		2	1	
	Pharmaceutical Manufacturing Technol. (PDPH-PMTE-1P)	1A		
		1B	11	
		2A	6	
		2B		1
	Pharmaceutical Manufacturing Technology (PTPH-PMTE-1P)	2A	10	
		2B	11	10
	Pharmaceutical Manufacturing Technology (PTPH-PMTE-2P)	1A	20	28
	1B		21	
	2A		21	
Pharmaceutical Medicine (PDMD-PMED-1P)	1			
Pharmaceutical Medicine (PTMD-PMED-1P)	1			

		2		
School of Dental Science	Clinical Dental Technology (PDDE-CDTE-1P)	1 2	8	8
	Conscious Sedation in Dentistry (PDDE-CSED-1P)	1 1A 2	5 3	8
	Special Care Dentistry (PDDE-SCDE-1P)	1A 2	2 2	
	Postgraduate Visiting Student Numbers			
	Faculty of Arts, Humanities and Social Sciences PG Visiting EMS + HS (PVMF-EMSH-1F)	1 1A 1B	2	
	PG Visiting Students AHSS (PVAH-AHSS-1F)	1 1A 1B	2 6 5	
Faculty of Health Sciences 1 Module Band C (Health Sciences - MPH0) (PVNM-1MBC-1P)	1			
Grand Total		2,582	2720	

Appendix 1b						
Registered Student Numbers for 2014/2015 (data as of 19 May 2015)						
	Course	Standing	Mode of Attendance			Grand Total
			On-Line	Part-Time	Full-Time	
Postgraduate Certificate	Faculty of Arts, Humanities and Social Sciences					
	School of Education	21st Century Teaching and Learning (PCED-TCTL-1)	1		85	85
	Faculty of Engineering, Maths and Science					
	School of Computer Science and Statistics	Statistics (PCCS-STAT-1P)	1		110	110
	Faculty of Health Sciences					
	School of Medicine	Implementation Science (PCMD-ISCI-1P)	1		6	6
	School of Nursing and Midwifery	Nursing (Nurse/ Midwife Prescribing) (PCNM-NP)	1		2	2
		Specialist Practice (PCNM-SPRA-1P)	1		1	1
Grand Total				204	204	
Postgraduate Diploma	Faculty of Arts, Humanities and Social Sciences					
	School of Psychology	Applied Behaviour Analysis (PDPS-ABAN-1F)	1		17	17
	School of Religions, Theology and Ecumenical Studies	Conflict and Dispute Resolution Studies (PDRE-CR)	1		23	23
	School of Social Work and Social Policy	Applied Social Studies (Online) (PDSP-ASST-1O)	1	37		37
		Child Protection and Welfare (PDSW-CPWE-1P)	1		11	11
	Faculty of Engineering, Maths and Science					
	School of Engineering	Applied Building Repair and Conservation (PDEG-ABRC)	1		10	10
		Construction Law and Contract Administration (PDEG-CLCA)	1		26	26
		Environmental Engineering (PDEG-EENG-1P)	1		15	15
		Fire Safety Practice (PDEG-FSPR-1P)	1		18	18
		Health and Safety in Construction (PDEG-HSCO-1P)	1		7	7
		Project Management (PDEG-PMAN-1P)	1		61	61
		Sustainable Energy (PDEG-SENE-1P)	1		11	11
		Music and Media Technologies (PDEG-MMTE-1F)	1		9	9
	Faculty of Health Sciences					
	School of Dental Science	Clinical Dental Technology (PDDE-CDTE-1P)	1		8	8
		Conscious Sedation in Dentistry (PDDE-CSED-1P)	1		8	8
	School of Medicine	Pharmaceutical Medicine (PDMD-PMED-1P)	1		1	1
			2		1	1
		Cognitive Psychotherapy (PDMD-CPSY-1P)	1		11	11
	School of Pharmacy and Pharmaceutical Science	Pharmaceutical Manufacturing Technol. (PDPH-PMF)	2		1	1
	Grand Total			37	212	26
Higher Diploma	Faculty of Arts, Humanities and Social Sciences					
	School of Psychology	Psychology (PGPS-PSYC-1F)	1		11	11
			2		12	12
	Faculty of Health Sciences					
	School of Nursing and Midwifery	Children's Nursing (PGNM-CNUR-1F)	1		8	8
		Midwifery (PGNM-MIDW-1F)	2		34	34
Grand Total				65	65	

	Course	Standing	Mode of Attendance			Grand Total
			On-Line	Part-Time	Full-Time	
Faculty of Arts, Humanities and Social Sciences						
School of Business	Business Administration (PTBU-BADM-1F)	1			35	35
	Business Administration (PTBU-BADM-1P)	1		41		41
		2		31		31
	Business and Management (PTBU-BMAN-1F)	1			39	39
	Finance (PTBU-FINA-1F)	1			49	49
	Finance (PTBU-FINA-1P)	1		1		1
	International Management (PTBU-IMAN-1F)	1			31	31
School of Drama, Film and Music	Film Studies - Theory History Practice (PTDM-FH)	1			11	11
	MFA Stage Design (PTDM-SDES-1F)	1			4	4
	MFA Theatre Directing (PTDM-TDIR-1F)	1			4	4
	Playwriting (PTDM-PLAY-1F)	1			5	5
	Playwriting (PTDM-PLAY-1P)	2		2		2
	Stage Design (PTDM-SDES-1P)	1		1		1
	Theatre and Performance (PTDM-TPER-1F)	1			7	7
School of Education	Education (Co-operative Learning) (PTED-EDC2-1)	1		8		8
		2		11		11
	Education (Drama in Education) (PTED-EDD1-1F)	1			3	3
	Education (Drama in Education) (PTED-EDD2-1P)	1		2		2
		2		6		6
	Education (Drama in Education) (PTED-EDD3-2P)	1		1		1
		2		1		1
		3		2		2
	Education (Foundation Studies) (PTED-EDF1-1F)	1			1	1
	Education (Foundation Studies) (PTED-EDF2-1P)	1		6		6
		2		6		6
	Education (Foundation Studies) (PTED-EDF3-2P)	1		1		1
		2		1		1
		3		2		2
	Education (Guidance and Counselling) (PTED-ED)	1		13		13
		2		6		6
	Education (Higher Education) (PTED-EDH3-2P)	1		11		11
		2		12		12
		3		4		4
	Education (Leadership and Management in Educ	1			3	3
	Education (Leadership and Management in Educ	1		17		17
		2		20		20
	Education (Leadership and Management in Educ	1		1		1
	2		2		2	
	3		8		8	
Education (Positive Behaviour Management) (PT	1		10		10	
	2		9		9	
Education (Special Educational Needs) (PTED-ED	1			1	1	
Education (Special Educational Needs) (PTED-ED	1		5		5	
	2		11		11	
Education (Special Educational Needs) (PTED-ED	3		1		1	
Education Teaching and Learning (Higher Educat	3		1		1	
Professional Masters Education (P.M.E.) (PTED-E	1			139	139	
School of English	Children's Literature (PTEN-CHLI-1F)	1			11	11
	Creative Writing (PTEN-CWRI-1F)	1			15	15
	Digital Humanities and Culture (PTEN-DHCU-1F)	1			10	10
	Irish Writing (PTEN-IWRI-1F)	1			17	17
	Literatures of the Americas (PTEN-LAME-1F)	1			9	9
	Popular Literature (PTEN-POLI-1F)	1			25	25

Postgraduate Masters	School of Histories and Humanities	Gender and Women's Studies (PTHH-GWOS-1F)	1			6	6
		Classics (PTHH-CLAS-1F)	1			13	13
		Early Modern History (PTHH-EMHI-1F)	1			14	14
		Medieval History (PTHH-MEHI-1F)	1			8	8
		Medieval History (PTHH-MEHI-1P)	1		1		1
		Modern Irish History (PTHH-MIHI-1F)	1			7	7
		Modern Irish History (PTHH-MIHI-1P)	2		2		2
		Public History and Cultural Heritage (PTHH-PHCH-1F)	1			17	17
		Public History and Cultural Heritage (PTHH-PHCH-1P)	2		1		1
		Irish Art History (PTHH-IAHI-1F)	1			9	9
		Irish Art History (PTHH-IAHI-1P)	1		2		2
	School of Languages, Literatures & Cultures	European Studies (PTAH-EURS-1F)	1			8	8
		Medieval Language, Literature and Culture (PTLL-MEVL-1F)	1			7	7
		Textual and Visual Studies (PTLL-TVIS-1F)	1			2	2
		Early Irish (PTLL-EIRI-1F)	2			3	3
		Literary Translation (PTLL-LTRA-1F)	1			11	11
		Comparative Literature (PTEN-COLI-1F)	1			10	10
	School of Law	Inter and Euro Intellectual Property Law (PTLW-IP-1F)	1			17	17
		International and Comparative Law (PTLW-ICLA-1F)	1			20	20
		International and European Business Law (PTLW-IEBL-1F)	1			41	41
		Laws (PTLW-LAWS-1F)	1			28	28
	School of Linguistic, Speech & Communication	Applied Linguistics (PTLS-ALIN-1F)	1			6	6
		Applied Linguistics (PTLS-ALIN-1P)	1		3		3
			2		4		4
		English Language Teaching (PTLS-ELTE-1F)	1			3	3
		Linguistics (PTLS-LING-1F)	1			12	12
		Speech and Language Processing (PTLS-SLPR-1F)	1			4	4
		Speech and Language Processing (PTLS-SLPR-1P)	1		1		1
			2		1		1
		Clinical Speech and Language Studies (PTLS-CSLS-1F)	1			13	13
		Clinical Speech and Language Studies (PTLS-CSLS-1P)	1		5		5
			2		2		2
	School of Psychology	Applied Behaviour Analysis (PTPS-ABAN-1F)	1			1	1
		Applied Psychology (PTPS-APSY-1F)	1			31	31
		Clinical Supervision (PTPS-CSUP-1P)	1		6		6
		Psychoanalytic Studies (PTPS-PSYS-1F)	1			13	13
		Psychology (Applied Behaviour Analysis) (PTPS-ABAN-1P)	1			7	7
	School of Religions, Theology and Ecology	Conflict Resolution and Reconciliation (PTRE-CR-1F)	1			13	13
		Conflict Resolution and Reconciliation (PTRE-CR-1P)	1		1		1
			2		2		2
		Intercultural Theology and Interreligious Studies (PTRE-ITIS-1F)	1			6	6
		Intercultural Theology and Interreligious Studies (PTRE-ITIS-1P)	1		1		1
			2		3		3
		International Peace Studies (PTRE-IPES-1F)	1			37	37
		International Peace Studies (PTRE-IPES-1P)	1		1		1
			2		2		2
		Theological Studies (PTRE-THES-1P)	1		10		10
			2		11		11
			3		13		13
		Theological Studies (PTRE-THES-2P)	1		4		4
			2		4		4
			3		3		3
			4		3		3
			5		3		3
			6		2		2

Postgraduate Masters	School of Social Sciences and Philoso	Economic Policy Studies (PTSP-EPOS-1P)	1		17	17	
		Economics (PTSP-ECON-1F)	1		12	12	
		Economics (PTSP-ECON-1P)	1	2		2	
		International Politics (PTSP-IPOL-1F)	1		17	17	
		Politics and Public Policy (PTSP-POLS-2F)	1		15	15	
		Politics and Public Policy (PTSP-POLS-2P)	1	1		1	
		Race, Ethnicity, Conflict (PTSP-RECO-1F)	1		21	21	
	School of Social Work and Social Poli	Applied Social Research (PTSW-ASRE-1F)	1		9	9	
		Applied Social Research (PTSW-ASRE-1P)	1	9		9	
			2	9		9	
		Disability Studies (PTSW-DISS-1P)	2	1		1	
		Social Work (PTSW-SWOR-1F)	1		22	22	
			2		20	20	
	Faculty of Engineering, Maths and Science						
	School of Biochemistry and Immunol	Immunology (PTBI-MIMM-1F)	1		19	19	
	School of Computer Science and Stat	Computer Science (Interactive Entertainment Te	1		13	13	
		Computer Science (Mobile and Ubiquitous Com	1		7	7	
		Computer Science (Networks & Distributed Syst	1		16	16	
		Creative and Cultural Entrepreneurship (PTCS-C	1		10	10	
		Creative and Cultural Entrepreneurship (PTCS-C	1	4		4	
			2	1		1	
		Health Informatics (PTCS-HINF-1P)	1	15		15	
			2	12		12	
		Interactive Digital Media (PTCS-IDME-1F)	1		21	21	
		Management of Information Systems (PTCS-MIS	1	17		17	
			2	28		28	
		Technology and Learning (PTCS-TLEA-1P)	1	11		11	
			2	11		11	
	School of Engineering	Engineering (Environmental) (PTEG-ENEN-1F)	1		4	4	
		Engineering (Environmental) (PTEG-ENEN-1P)	1	4		4	
		Engineering (Structural and Geotechnical) (PTEG	1		4	4	
		Engineering (Structural and Geotechnical) (PTEG	1	3		3	
			2	1		1	
		Engineering (Transportation) (PTEG-ENTR-1F)	1		2	2	
		Music and Media Technologies (PTEG-MMTE-1F)	2		10	10	
		Bioengineering (PTEG-BIOE-1F)	1		13	13	
	School of Mathematics	High Performance Computing (PTMA-HPCO-1F)	1		16	16	
	School of Natural Sciences	Biodiversity and Conservation (PTNS-BCON-1F)	1		15	15	
		Development Practice (PTNS-DPRA-1F)	1		22	22	
			2		22	22	
		Environmental Sciences (PTNS-ENVS-1F)	1		12	12	
	Faculty of Health Sciences						
	School of Medicine	Sports and Exercise Medicine (PTMD-SMED-1F)	1		8	8	
		Biomedical Sciences (Intercalated) (PTMD-BIOS	1		20	20	
		Cardiology (PTMD-CARD-2P)	2	5		5	
		Clinical Chemistry (PTMD-CCHE-1P)	1	4		4	
			2	6		6	
		Health Services Management (PTMD-HSMA-1P)	1	25		25	
			2	27		27	
		Medical Imaging (PTMD-MIMA-1P)	1	14		14	
		Medicine (PTMD-MEDI-1F)	1		3	3	
		Medicine (PTMD-MEDI-1P)	1	1		1	
			2	3		3	
		Molecular Medicine (PTMD-MMED-1P)	1	2		2	
			2	2		2	

	Molecular Medicine (PTMD-MMED-3F)	1			16	16	
	Physical Sciences in Medicine (PTMD-PSME-1F)	1			6	6	
	Healthcare Infection Management (PTMD-HIMA)	1			7	7	
	Healthcare Infection Management (PTMD-HIMA)	1		3		3	
		2		6		6	
	Pharmaceutical Medicine (PTMD-PMED-1P)	1		16		16	
		2		10		10	
	Exercise Physiology (PTMD-EPHY-1P)	1		5		5	
		2		7		7	
	Neuroscience (PTMD-NEUR-1F)	1			13	13	
	Neuroscience (PTMD-NEUR-1P)	2		2		2	
	Cardiovascular Rehabilitation and Prevention (P	2		1		1	
	Respiratory Physiotherapy (PTMD-RPHY-1F)	1			3	3	
	Cognitive Psychotherapy (PTMD-CPSY-1P)	2		1		1	
	Psychoanalytic Psychotherapy (PTMD-PPSY-2P)	2		15		15	
	Global Health (PTMD-GHEA-1F)	1			15	15	
	Global Health (PTMD-GHEA-1P)	1		3		3	
		2		2		2	
	Advanced Radiotherapy Practice (PTMD-ARPR-1	1		1		1	
		2		1		1	
	Translational Oncology (PTMD-TONC-1F)	1			21	21	
Postgraduate Masters	School of Nursing and Midwifery	Clinical Health Sciences Education (PTNM-CHSE	1		10	10	
			2		1	1	
		Dementia (PTNM-DEME-1F)	1			2	2
		Dementia (PTNM-DEME-1P)	1		14		14
			2		16		16
		Gerontological Nursing (PTNM-GTNU-1P)	1		13		13
			2		6		6
		Mental Health (PTNM-MHEA-1F)	1			3	3
		Mental Health (PTNM-MHEA-1P)	1		24		24
			2		13		13
		Midwifery (PTNM-MIDW-1P)	2		3		3
		Nursing - Child Health and Wellbeing (PTNM-CH	1			1	1
		Nursing - Child Health and Wellbeing (PTNM-CH	1		3		3
			2		1		1
		Nursing (PTNM-NURS-1F)	1			1	1
		Nursing (PTNM-NURS-1P)	1		11		11
			2		7		7
		Nursing (Specialist Nursing) (PTNM-SNUR-1P)	1		44		44
			2		7		7
		Palliative Care (PTNM-PCAR-1P)	1		12		12
			2		2		2
		School of Pharmacy and Pharmaceuti	Community Pharmacy (PTPH-CPHA-2P)	1		4	4
				2		5	5
		Hospital Pharmacy (PTPH-HPHA-1P)	1B		7	7	
			2A		5	5	
		Pharmaceutical Analysis (PTPH-PANA-1F)	1		7	7	
		Pharmaceutical Analysis (PTPH-PANA-1P)	1		1	1	
		Pharmaceutical Manufacturing Technology (PTP	2B		10	10	
		Pharmaceutical Manufacturing Technology (PTP	1A		28	28	
			1B		21	21	
			2A		21	21	
	Grand Total				942	1234	2176

Appendix 2: Results of approved Research and Professional Degree Examinations (by degree) for the past five years to the end of September 2014)

2013-2014

Degree	Total approved examinations	Degree awarded as it stands	Minor corrections required	Referred for major revision	Lower degree awarded	Failed
Ph.D	404	41	334	28	1	0
M.Sc.	33	3	28	2	0	0
M.Litt.	9	1	7	1	0	0
M.D.	15	0	15	0	0	0
D.Ch.Dent.	3	0	2	1	0	0
M.Ch.	1	0	0	1	0	0
M.A.I.	5	0	5	0	0	0
D.Ed.	7	0	6	1	0	0
Total:	477	45	397	34	1	0

2012-2013

Degree	Total approved examinations	Degree awarded as it stands	Minor corrections required	Referred for major revisions	Lower degree awarded	Failed
Ph.D.	363	33	307	23	0	0
M.Sc.	29	0	26	2	1	0
M.Litt.	15	0	9	5	1	0
M.D.	12	1	11	0	0	0
D.Dent.Ch.	0	0	0	0	0	0
M.Ch.	0	0	0	0	0	0
M.A.I.	3	0	3	0	0	0
D.Ed.	9	0	8	1	0	0
Total	431	34	364	31	2	0

2011-2012

Degree	Total approved examinations	Degree awarded as it stands	Minor corrections required	Referred for major revisions	Lower degree awarded	Failed
Ph.D.	313	33	251	28	1	0
M.Sc.	37	7	26	4	0	0
M.Litt.	7	1	6	0	0	0
M.D.	12	1	10	1	0	0
D.Dent.Ch.	2	1	1	0	0	0
M.Ch.	0	0	0	0	0	0
M.A.I.	1	0	1	0	0	0
D.Ed.	2	0	2	0	0	0
Sc.D	1	0	1	0	0	0
Total	375	43	298	33	1	0

2010-2011

Degree	Total approved examinations	Degree awarded as it stands	Minor corrections required	Referred for major revisions	Lower degree awarded	Failed
Ph.D.	300	42	223	32	3	0
M.Sc.	39	5	28	6	0	0
M.Litt.	21	3	14	4	0	0
M.D.	21	3	16	2	0	0
D.Dent.Ch.	9	1	6	2	0	0
M.Ch.	2	0	1	1	0	0
M.A.I.	1	0	1	0	0	0
D.Ed.	2	0	2	0	0	0
Total	395	54	291	47	3	0

2009-2010

Degree	Total approved examinations	Degree awarded as it stands	Minor corrections required	Referred for major revisions	Lower degree awarded (from a major revision)	Failed
Ph.D.	260	43	217	23	0	0
M.Sc.	32	3	28	0	0	1
M.Litt.	21	2	17	0	1	1
M.D.	14	2	12	1	0	0
D.Dent.Ch.	5	0	5	1	0	0
M.Ch.	1	0	1	0	0	0
M.A.I.	1	0	0	0	0	1
D.Ed.	2	1	1	0	0	0
Total	336	51	281	25	1	3

*1 Ph.D.'s awarded Lower Degree, 1 x M.Litt.

2008-2009

Degree	Total approved examinations	Degree awarded as it stands	Minor corrections required	Referred for major revisions	Lower degree awarded (from a major revision)	Failed
Ph.D.	275	43	211	20	1*	0
M.Sc.	44	4	40	0	0	0
M.Litt.	17	7	9	1	0	0
M.D.	13	1	10	2	0	0
M.Dent.Ch.	6	1	5	0	0	0
M.Ch.	5	0	4	1	0	0
M.A.I.	2	0	2	0	0	0
Total	362	56	281	24	0	0

*1 Ph.D.'s awarded Lower Degree, 1 x M.Litt.

Appendix 3: Number of research degrees awarded by Faculty Grouping and Degree in 2011/12, 2012/13 & 2013/14

Faculty	Ph.D.			M.Sc.			M.Litt.			M.D.			M.Dent.Ch.			M.Ch.			M.A.I.			D.Ed.								
	2011/12	2012/13	2013/14	2010/2011	2011/12	2012/13	2013/14	2010/2011	2011/12	2012/13	2013/14	2010/2011	2011/12	2012/13	2013/14	2010/2011	2011/12	2012/13	2013/14	2010/2011	2011/12	2012/13	2013/14	2011/12	2012/13	2013/14				
Arts, Humanities and Social Sciences	128	118	131	3	3	3	1	14	14	15	9	0	0	0	0	0	0	0	0	0	0	0	0	0	0	6	0	7		
Engineering, Mathematics and Science	167	170	189	22	26	10	26	0	1	0	0	0	0	0	1	0	0	0	0	0	0	0	1	1	3	5	0	0	0	
Health Sciences	88	75	84	14	19	16	6	0	0	0	0	21	16	12	14	9	2	8	3	2	0	0	1	0	0	0	0	9	0	
TOTAL	383	363	404	39	48	29	33	14	15	15	9	21	16	12	15	9	2	8	3	2	0	0	1	1	1	3	5	6	9	7

Appendix 4: Nationality of students in 2012/13 and 2013/14

Continent	Country	2012/13	2013/14	Difference	Overall Difference
AFRICA	ALGERIA	1	0	-1	
	BATSWANA	0	1	1	
	BURUNDI	0	1	1	
	CAMEROON	1	0	-1	
	CONGO, DEMOCRATIC REPUBL	1	2	1	
	EGYPT	3	3	0	
	ETHIOPIA	3	1	-2	
	GHANA	0	3	3	
	KENYA	4	4	0	
	LIBYAN ARAB JAMAHIRIYA	7	3	-4	
	MALAWI	4	5	1	
	MAURITIUS	2	4	2	
	NIGERIA	25	25	0	
	NIGERIEN	15	4	-11	
	RWANDA	1	1	0	
	SOMALIA	0	1	1	
	SOUTH AFRICA	13	6	-7	
	SUDAN	13	8	-5	
	TANZANIA	2	2	0	
	UGANDA	4	4	0	
ZAMBIA	1	1	0		
ZIMBABWE	4	2	-2		
	Sub total	104	81		-23
ASIA	AFGHANISTAN	0	0	0	
	ARMENIA	2	1	-1	
	AZERBAIJAN	1	1	0	
	BAHRAIN	0	0	0	
	BANGLADESH	6	4	-2	
	BRUNEI DARASSALAM	0	0	0	
	CHINA	96	102	6	
	HONG KONG	1	0	-1	
	INDIA	86	77	-9	
	INDONESIA	1	5	4	

Continent	Country	2012/13	2013/14	Difference	Overall Difference
ASIA cont...	IRAN, ISLAMIC REPUBLIC OF	18	15	-3	
	IRAQ	4	4	0	
	ISRAEL	0	0	0	
	JAPAN	8	10	2	
	JORDAN	5	1	-4	
	KUWAIT	3	2	-1	
	LEBANON	0	1	1	
	MACAU	1	0	-1	
	MALAYSIA	12	10	-2	
	MALDIVAN	0	1	1	
	MONGOLIA	0	0	0	
	MYANMAR	0	0	0	
	NEPAL	0	2	2	
	OMAN	2	4	2	
	PAKISTAN	20	12	-8	
	PALAU	2	2	0	
	PALESTINE	0	0	0	
	PHILIPPINES	5	1	-4	
	REP. OF KOREA	14	9	-5	
	SAUDI ARABIA	20	20	0	
	SINGAPORE	3	0	-3	
	SRI LANKA	2	3	1	
	SYRIAN ARAB REPUBLIC	2	1	-1	
	TAIWAN, PROVINCE OF CHINA	1	1	0	
	THAILAND	1	0	-1	
	UNITED ARAB EMIRATES	1	1	0	
VIET NAM	3	1	-2		
Sub total	320	291		-29	
AUSTRALASIA	AUSTRALIA	18	12	-6	
	NEW ZEALAND	3	3	0	
	Sub total	21	15		

Continent	Country	2012/13	2013/14	Difference	Overall Difference
NORTH & CENTRAL AMERICA	CANADA	53	55	2	26
	CUBA	0	0	0	
	GUATEMALA	1	0	-1	
	MEXICO	11	10	-1	
	PANAMA	0	0	0	
	PUERTO RICAN	0	1	1	
	TRINIDAD & TOBAGO	2	1	-1	
	UNITED STATES AMERICA	186	213	27	
	VIRGIN ISLANDS USA	1	0	-1	
	Sub total	254	280		
SOUTH AMERICA	ARGENTINA	0	1	1	-6
	BRAZIL	14	10	-4	
	CHILE	2	0	-2	
	COLOMBIA	3	1	-2	
	ECUADOREAN	0	1	1	
	PARAGUAYAN	0	1	1	
	PERU	1	1	0	
	URUGUAY	0	0	0	
	VENEZUELA	1	0	-1	
	Sub total	21	15		
EUROPE (EU)	AUSTRIA	11	8	-3	
	BELGIUM	13	12	-1	
	BULGARIA	4	3	-1	
	CANARY ISLANDS	8	0	-8	
	CYPRUS	2	3	1	
	CZECH REPUBLIC	5	2	-3	
	DENMARK	4	6	2	
	ESTONIA	1	1	0	
	FINLAND	4	4	0	
	FRANCE	41	44	3	
	GERMANY	93	105	12	
	GREAT BRITAIN	190	183	-7	
	GREECE	20	17	-3	
	HUNGARY	6	8	2	
	IRELAND	3106	2967	-139	
	ITALY	65	62	-3	
	LATVIA	6	4	-2	
	LITHUANIA	2	7	5	
	LUXEMBOURG	1	2	1	

Continent	Country	2012/13	2013/14	Difference	Overall Difference
EUROPE (EU) cont...	MALTA	6	3	-3	
	POLAND	50	47	-3	
	PORTUGAL	12	14	2	
	ROMANIA	14	13	-1	
	SLOVAKIA	5	3	-2	
	SLOVENIA	0	2	2	
	SPAIN	19	36	17	
	SWEDEN	5	4	-1	
	THE NETHERLANDS	15	18	3	
	Sub total	3708	3578		
EUROPE (NON-EU)	BELARUS	0	2	2	
	BOSNIA AND HERZOGOVINA	0	2	2	
	CROATIA	0	1	1	
	GEORGIA	1	2	1	
	ICELAND	0	1	1	
	KAZAKHSTAN	9	7	-2	
	KOSOVAR	1	1	0	
	NORWAY	6	4	-2	
	RUSSIAN FEDERATION	7	9	2	
	SERBIA	0	2	2	
	SERBIA AND MONTENEGRO	1	0	-1	
	SWITZERLAND	7	5	-2	
	TURKEY	11	12	1	
	UKRAINE	1	1	0	
	Sub total	44	49		
TOTAL	4472	4309		-163	

*data has been extracted on basis of nationality rather than country / county code, to ensure the inclusion of international students who provide a home address based in Ireland.

Appendix 5a: Taught Postgraduate External Examiner List 2013/2014

Faculty of Arts, Humanities & Social Sciences		
2013-14	Master in Business Administration (MBA)	Prof Hugh O'Neill UNC Kenan-Flagler Business School USA
2011-15	M.Sc. in Business & Management	Dr Debbie Keeling Loughborough University United Kingdom
2012-15	M.Sc. in Finance	Prof. Emiliós Galariotis Audencia Nantes School of Management France
2013-16	M.Sc. In International Management	Dr Marco Mongiello Imperial College Business School London United Kingdom
2012-15	M.Phil. in Music Composition	Prof Colin Matthews London United Kingdom
2011-14	Master in Fine Art (Playwriting) (M.F.A.)	Prof Dan Rebellato Department of Drama and Theatre Royal Holloway United Kingdom
2013-16	Master in Fine Art (Stage Design) (M.F.A.)	Prof Nesta Jones Rose Bruford College United Kingdom
2013-16	Master in Fine Art (Theatre Directing) (M.F.A.)	Prof Nesta Jones Rose Bruford College United Kingdom
2012-15	M.Phil./P.Grad.Dip. in Film Theory, History & Practice	Dr Des O'Rawe Queen's University Belfast Northern Ireland
2013-16	M.Phil. in Theatre & Performance	Dr Eamonn Jordan University College Dublin Ireland
2011-14	Master in Education (M.Ed.)	Dr Oliver McGarr University of Limerick Ireland

2012-15	As above	Prof Christine Forde University of Glasgow Scotland
2012-15	As above	Prof Christopher Alan Lewis Glyndŵr University Wrexham Wales
2012-15	Master in Education (M.Ed.) - Intercultural Education	Dr Elaine Keane NUI Galway Ireland
2012-15	P.Grad.Dip. in Education – Secondary (PDE)	Dr Patrick Walsh Queen's University Northern Ireland
2011-14	M.Phil./P.Grad.Dip. in Children's Literature	Prof Emer O'Sullivan Leuphana University Germany
2013-16	M.Phil. in Creative Writing	Prof Peter McDonald University of Oxford Oxford United Kingdom
2011-14	M.Phil./P.Grad.Dip. in Irish Writing	Prof Matthew Campbell University of York United Kingdom
2013-16	M.Phil. in Literatures of the Americas	Prof Judith Newman School of American and Canadian Studies University of Nottingham United Kingdom
2013-16	M.Phil. in Popular Literature	Prof Nicola Humble University of Roehampton United Kingdom
2012-15	M.Phil in Digital Humanities and Culture	Dr John Lavagnino King's College London United Kingdom
2013-16	M.Phil./P.Grad.Dip. in Classics	Dr Mark Stansbury NUI Galway Ireland
2012-15	M.Phil./P.Grad.Dip. in Early Modern History	Dr Alison Forrestal NUI Galway Ireland

2013-16	M.Phil./P.Grad.Dip. in Gender & Women's Studies	Prof Ludmilla Jordanova Department of History King's College London United Kingdom
2013-16	M.Phil. in Irish Art History	Dr Emily Mark Fitzgerald University College Dublin Ireland
2011-14	M.Phil. in Medieval History	Dr James Fraser University of Edinburgh Scotland
2012-15	M.Phil./P.Grad.Dip. in Modern Irish History	Prof James Kelly St. Patrick's College Drumcondra Dublin Ireland
2011-14	M.Phil. in Public History & Cultural Heritage	Prof Justin Champion University of London United Kingdom
2013-16	M.Phil. in Comparative Literature	Prof Galin Tihanov School of Languages, Linguistics & Film Queen Mary University of London United Kingdom
2013-16	M.Phil in European Studies	Prof Edward Arfon Rees The University of Birmingham United Kingdom
2012-15	M.Phil in Textual & Visual Studies	Dr Benoit Heilbrunn ECSP Europe France
2012-15	P.Grad.Dip. in Old Irish	Prof Greg Toner Queen's University Belfast Northern Ireland
2013-16	M.Phil. in Literary Translation	Prof Susan Bassnett School of Modern Languages and Cultures University of Warwick
2013-16	M.Phil. in Medieval Language, Literature & Culture	Prof Jean-Michel Picard University College Dublin Ireland

2011-15	Master in Laws (LL.M.)	Prof Niamh Nic Shuibhne University of Edinburgh Scotland
2011-15	As above	Dr Oonagh B. Breen University College Dublin Ireland
2013-14	As above	Prof Michael O'Flaherty The Human Rights Law Centre, University of Nottingham Kingdom
2012-15	As above	Prof Marc Moore University College London United Kingdom
2012-15	M.Phil./P.Grad.Dip. in Applied Linguistics	Prof Martin Bygate University of Lancaster United Kingdom
2011-14	M.Sc./ P.Grad.Dip in Clinical Speech & Language Studies (Dysphagia)	Ms Celia Harding City University London United Kingdom
2013-16	M.Phil./P.Grad.Dip. in English Language Teaching	Dr John Gray Institute of Education London United Kingdom
2011-14	M.Phil./P.Grad.Dip. in Linguistics	Dr Nikolas Gisborne University of Edinburgh Scotland
2012-15	M.Phil./P.Grad.Dip. in Speech & Language Processing	Prof David House KTH Royal Institute of Technology Stockholm Sweden
2012-15	Doctorate in Clinical Psychology (D.Clin.Psych.)	Dr William Gorman American Psychological Association USA
2012-15	As above	Prof Pamela Gallagher Dublin City University Ireland
2013-14	As above	Dr Kenneth Gannon University of East London

		School of Psychology London United Kingdom
2012-15	As above	Dr Andrew Jahoda Gartnavel Royal Hospital Glasgow Scotland
2011-14	Doctorate in Counselling Psychology (D.Couns.Psych.)	Prof Jeanne Watson University of Toronto Canada
2013-16	As above	Prof Jeffrey Hayes Pennsylvania State University USA
2011-14	As above	Dr Jonathan Egan NUI Galway Co.Galway Ireland
2011-14	As above	Dr Suzanne Guerin University College Dublin Ireland
2012-15	As above	Prof Pamela James Southport United Kingdom
2013-16	P.Grad.Dip. in Applied Behaviour Analysis	Prof Ian Stewart NUI Galway Ireland
2011-14	M.Sc .in Applied Behaviour Analysis	Dr Simon Dymond Swansea University United Kingdom
2011-14	M.Sc. in Psychology (Applied Behaviour Analysis)	Dr Simon Dymond Swansea University United Kingdom
2012-15	M.Sc. in Applied Psychology	Dr Neil Ferguson Liverpool Hope University United Kingdom
2012-15	M.Sc./P.Grad.Dip. in Clinical Supervision	Prof Robert Bor Royal Free Hospital London United Kingdom

2012-15	M.Phil./P.Grad.Dip. in Psychoanalytic Studies	Dr Chris Nicholson University of Essex United Kingdom
2012-15	H.Dip. in Psychology	Prof Teresa Burke University College Dublin/Dublin City University Ireland
2013-16	Master in Theological Studies (M.Theol.)	Revd Dr Adrian Chatfield Ridley Hall Cambridge United Kingdom
2011-14	M.Phil./P.Grad.Dip. in Conflict Resolution & Reconciliation	Prof Gillian Robinson University of Ulster Northern Ireland
2011-14	M.Phil./P.Grad.Dip. in Intercultural Theology & Interreligious Studies	Prof Kajsa Ahlstrand University of Uppsala Sweden
2013-16	M.Phil./P.Grad.Dip. in International Peace Studies	Dr Patrick Hayden School of International Relations University of St. Andrews Scotland
2011-14	P.Grad.Dip. in Conflict & Dispute Resolution Studies	Prof William Thompson University of Liverpool United Kingdom
2011-14	Doctorate in Political Science (Ph.D.)	Prof Thomas J Bräuninger University of Mannheim Germany
2012-14	M.Sc. in Economic Policy Studies	Prof Thomas Boylan NUI Galway Co Galway Ireland
2013-14	M.Sc. (M.Sc.Econ.)/P.Grad.Dip. in Economics	Prof Charles Nolan University of Glasgow Scotland
2013-16	M.Sc./P.Grad.Dip. in International Politics	Dr Stephanie Rickard London School of Ecumenics United Kingdom
2011-14	M.Sc./P.Grad.Dip. Politics and Public Policy	Dr John Garry Queen's University Belfast Northern Ireland

2013-16	M.Phil. in Race, Ethnicity & Conflict	Prof Nadjé Sadig Al-Ali Centre for Gender Studies University of London United Kingdom
2013-16	Master in Social Work (M.S.W.)/P.Grad.Dip. in Social Work	Prof Timothy Kelly University of Dundee Scotland
2012-15	M.Sc. in Applied Social Research	Prof Brian Heaphy University of Manchester United Kingdom
2010-14	M.Sc. /P.Grad.Dip. in Child Protection & Welfare	Prof Andrew Pithouse Cardiff School of Social Sciences, Cardiff University United Kingdom
2013-16	M.Sc./P.Grad.Dip. in Disability Studies	Prof Mark Priestley School of Sociology & Social Policy, University of Leeds United Kingdom
2012-15	M.Sc. in Drug & Alcohol Policy	Dr Jim McCambridge London School of Hygiene & Tropical Medicine United Kingdom

Faculty of Engineering, Mathematics & Science

2011-14	M.Phil. in Music & Media Technologies	Dr Jeffrey Weeter University College Cork Ireland
2013-16	Technology and Learning (M.Sc/P.Grad.Dip)	Prof Gráinne Conole Bath Spa University United Kingdom
2013-16	M.Sc./P.Grad.Dip. in Computer Science (Interactive Entertainment Technology)	Prof Gabriel Zachman University of Bremen Germany
2012-15	M.Sc./P.Grad.Dip. in Computer Science (Mobile & Ubiquitous Computing)	Prof Mario Gerla UCLA USA
2013-14	M.Sc./P.Grad.Dip. in Computer Science (Networks & Distributed Systems)	Prof Maarten Van Steen Leiden The Netherlands

2013-16	M.Sc. in Health Informatics	Prof Pieter Toussaint Norwegian University of Science & Technology Norway
2013-16	M.Sc. in Interactive Digital Media	Prof Ken Pern New York University USA
2013-14	Mphil in Creative & Cultural Entrepreneurship	Prof Peter Kelly University of Aalto, School of Science, USA
2011-15	M.Sc./P.Grad.Dip. in Management of Information Systems	Prof Guy Fitzgerald Loughborough University United Kingdom
2013-16	P.Grad.Dip. in Statistics	Dr Andrew Parnell University College Dublin Ireland
2012-15	M.Sc./P.Grad. Dip. in Bioengineering	Prof Patrick Segers Ghent University Belgium
2012-15	M.Sc./P.Grad.Dip. in Engineering (Environmental /Structural & Geotechnics/Transport)	Dr Catherine O'Sullivan Imperial College London United Kingdom
2012-15	P.Grad.Dip. in Applied Building Repair Conservation	Dr Maurice Murphy Dublin Institute of Technology Ireland
2012-15	P.Grad.Dip. in Construction Law & Contract Administration	Mr William Brodie McAdam The University of Salford United Kingdom
2012-15	P.Grad.Dip. in Environmental Engineering	Dr Patrick J. Purcell University College Dublin Ireland
2013-16	P.Grad.Dip. in Fire Safety Practice (Buildings & Other Structures)	Prof Edwin Galea University of Greenwich United Kingdom
2010-14	P.Grad.Dip. in Health & Safety in Construction	Dr Anne Drummond School of Public Health Physiotherapy & Population Science UCD Ireland

2012-15	P.Grad. Dip. in Sustainable Energy	Prof Brian Norton Dublin Institute of Technology Ireland
2011-14	P.Grad.Dip. in Project Management	Dr Ken Thomas Waterford Institute of Technology Ireland
2012-15	M.Sc./P.Grad.Dip. in High Performance Computing	Prof Francesco Knechtli Bergische Universitat Wuppertal Germany
2011-14	M.Sc./P.Grad.Dip. in Biodiversity & Conservation	Prof Douglas MacMillan University of Kent United Kingdom
2012-15	M.Sc./P.Grad.Dip. in Environmental Sciences	Prof Mike Elliott University of Hull United Kingdom
2013-16	M.Sc. In Development Practice	Prof Howard Stein University of Michigan USA

Faculty of Health Sciences

2011-14	Professional Doctorate in Dental Surgery (Oral Surgery)(D.Ch.Dent.)	Prof John J Marley Queen's University Belfast Northern Ireland
2013-14	Professional Doctorate in Dental Surgery (Periodontics)(D.Ch.Dent)	Prof Søren Jepsen University of Bonn Germany
2012-15	Professional Doctorate in Dental Surgery (Orthodontics)(D.Ch.Dent.)	Dr Margaret Collins Kings College Hospital London United Kingdom
2011-14	Professional Doctorate in Dental Surgery (Paediatric Dentistry)(D.Ch.Dent.)	Dr Dafydd Evans Dundee Dental Hospital and School Scotland
2012-15	Professional Doctorate in Dental Surgery (Prosthodontics)(D.Ch.Dent.)	Prof Jeremy Rees Cardiff University Wales
2011-14	Professional Doctorate in Dental Surgery (Special Care Dentistry)(D.Ch.Dent.)	Prof Luc Marks Ghent University Hospital Belgium

2012-15	As above	Dr M. Petrina Sweeney University of Glasgow Scotland
Mar 12- Mar 16	P.Grad.Dip. in Clinical Dental Technology	Prof Mark Thomason University of Newcastle-Upon-Tyne United Kingdom
Dec 12- Dec 15	P.Grad.Dip. in Conscious Sedation in Dentistry	Dr David Craig King's College London United Kingdom
2012-15	Master in Medicine (M.M.)	Dr Paul Gallagher Cork University Hospital Ireland
2012-15	M.Sc./P.Grad.Dip. in Advanced Radiotherapy Practice	Prof Tom Knöös Lund University Sweden
2011-14	M.Sc. in Cardiology	Dr Alison Duncan Royal Brompton Hospital London United Kingdom
2012-15	M.Sc. in Global Health	Ms Christina Zarowsky University of the Western Cape South Africa
2013-14	Masters in Cognitive Psychotherapy	Prof Chris Williams University of Glasgow Scotland
2012-15	P.Grad.Dip in Cognitive Psychotherapy	Prof Chris Williams University of Glasgow Scotland
2012-15	MSc/P.Grad.Dip.in Biological Psychiatry	Prof Michael O'Donovan Cardiff University Wales
2013-14	M.Sc./P.Grad.Dip. in Exercise Physiology	Prof Giuseppe De Vito University College Dublin Dublin 4
2011-14	M.Sc./P.Grad.Dip. in Clinical Chemistry	Prof Martin Crook Guy's/St Thomas' Hospital King's College London

2012-15	M.Sc in Healthcare Infection Management	Prof Hilary Humphries Royal College of Surgeons Ireland/Consultant Microbiologist to Beaumont Hospital
2012-15	M.Sc. in Health Services Management	Prof Mark Exworthy University of Birmingham United Kingdom
2012-15	M.Sc./P.Grad.Dip in Molecular Medicine	Prof Anthony G Wilson UCD Dublin 4 Ireland
2009-14	M.Sc./P.Grad.Dip. in Medical Imaging	Ms Catherine Westbrook University of Cambridge United Kingdom
2011-14	M.Sc. in Neuroscience	Prof Victor Hugh Perry University of Southampton United Kingdom
2010-14	M.Sc./P.Grad.Dip. in Pharmaceutical Medicine	Prof David Williams Dept. Geriatric & General Medicine Beaumont Hospital/Royal College of Surgeons in Ireland Ireland
2012-15	M.Sc./P.Grad.Dip. in Psychoanalytic Psychotherapy	Prof Robert Hinshelwood University of Essex United Kingdom
2013-16	M.Sc./P.Grad.Dip. in Physical Sciences in Medicine	Prof Anthony Fisher Killearn House Chester United Kingdom
2011-14	M.Sc. in Sports & Exercise Medicine	Prof Philip Glasgow University of Ulster Northern Ireland
2013-16	M.Sc. in Immunology	Dr Christine Biron Brown University Providence USA
2013-16	P.Grad.Dip/M.Sc in Community Pharmacy	Prof Claire Anderson The University of Nottingham United Kingdom
2013-16	M.Sc. In Dementia	Dr Assumpta Ryan School of Nursing

		University of Ulster Northern Ireland
2012-15	M.Sc. in Translational Oncology	Prof Tracy Robson Queen's University Belfast Northern Ireland
2011-14	M.Sc./P.Grad Dip in Pharmaceutical Analysis	Mr Costin Camarasu Dundalk Co. Louth
2011-14	P.Grad.Dip/M.Sc in Pharmaceutical Manufacturing Technology	Dr Ronan Farrell Reihen Switzerland
2013-16	M.Sc./P.Grad.Dip in Specialist Nursing (M.Sc. in Cancer Care merged)	Dr. K. Louise Barriball Kings College London UK
2013-14	Higher Diploma in Children's Nursing	Dr Bernie Carter University of Central Lancashire United Kingdom
2012-15	M.Sc./P.Grad.Dip. in Gerontological Nursing	Prof Brendan G McCormack University of Ulster Northern Ireland
2011-14	M.Sc./P.Grad.Dip. in Mental Health	Dr Theodore Stickley Nottingham United Kingdom
2013-16	Higher Diploma in Midwifery	Dr Patricia Larkin Drogheda Co. Louth Ireland
2013-16	M.Sc/P.Grad.Dip in Midwifery	Dr Patricia Larkin Drogheda Co. Louth Ireland
2011-14	M.Sc. in Nursing	Prof Kathleen Murphy NUI Galway Ireland
2011-14	Postgraduate Diploma in Clinical Health Sciences Education	Prof Kathleen Murphy NUI Galway Ireland
2011-14	Advanced Nurse Practitioner - Emergency Department (MSc/Pgrad Dip)	Prof Kathleen Murphy NUI Galway

		Ireland
2011-14	Nursing (Nursing/Midwife Prescribing) Certificate	Prof Kathleen Murphy NUI Galway Ireland
2010-14	M.Sc./P.Grad.Dip. in Palliative Care	Dr John Costello University of Manchester United Kingdom

Appendix 5b: List of external examiners for research degrees by Faculty in 2013/14, listed alphabetically by School

Faculty of Arts, Humanities and Social Sciences			
Name	Degree	School	Academic Address
Dr F. McGroarty	Ph.D.	Business	University of Southampton, UK
Prof. C. Pharoah	M.Litt.	Business	City University, London, UK
Prof. P. Kawalek	Ph.D.	Business	University of Manchester, UK
Prof. T. Choudhry	Ph.D.	Business	University of Southampton, UK
Prof. J. Rushton	Ph.D.	Drama, Film and Music	University of Leeds, UK
Prof. J. Morehen	Ph.D.	Drama, Film and Music	University of Nottingham, UK
Prof. T. Sant	Ph.D.	Drama, Film and Music	University of Hull, UK
Dr A. O'Keeffe	Ph.D.	Education	University of Limerick
Dr B. Grummell	D.Ed.	Education	NUI Maynooth
Dr C. Burke	D.Ed.	Education	University of Cambridge, UK
Dr E. Keane	D.Ed.	Education	National University of Ireland, Galway
Dr G. Scanlon	D.Ed.	Education	Dublin City University
Dr I Connolly	Ph.D.	Education	Dunlaoghaire institute of Art, Design & Technology
Dr M. Schewe	Ph.D.	Education	University College Cork
Prof. C.A. Lewis	Ph.D.	Education	Glyndwr University, UK
Prof. K. Sullivan	D.Ed.	Education	National University of Ireland, Galway
Prof. L. Lundy	Ph.D.	Education	Queen's Universtiy Belfast, UK
Prof. M. Priestley	Ph.D.	Education	University of Leeds, UK
Prof. R. Rose	D.Ed.	Education	University of Northampton, UK
Prof. S. Drudy	Ph.D.	Education	University College Dublin
Dr P. Conway	D.Ed.	Education	University College Cork
Dr D. Cordle	Ph.D.	English	Nottingham Trent University, UK
Dr M. Bould	Ph.D.	English	University of the West of England, UK
Dr M. Keown	Ph.D.	English	University of Edinburgh, Scotland
Dr N. Williams	Ph.D.	English	Universtiy College Dublin
Dr O. Robinson	Ph.D.	English	University of Essex, UK
Prof R. Luckhurst	Ph.D.	English	Birkbeck University of London, UK
Prof. B. Purdue	Ph.D.	English	University of Northumbria, UK
Prof. J. McDonagh	Ph.D.	English	King's College, London, UK
Prof. L. Hutson	Ph.D.	English	University of St. Andrews, UK
Prof. M. Priestman	Ph.D.	English	Roehampton Univeristy, UK
Prof. T. Shippey	Ph.D.	English	University of St. Louis Emeritus, Dorset
Prof. V. Sage	Ph.D.	English	University of East Anglica, UK
Dr C. Clear	Ph.D.	Histories and Humanities	National University of Ireland, Galway
Dr D. Bolger	Ph.D.	Histories and Humanities	University of Edinburgh, UK
Dr D. Raftery	Ph.D.	Histories and Humanities	University College Dublin
Dr F. Barber	Ph.D.	Histories and Humanities	Manchester Metropolitan University, UK

Name	Degree	School	Academic Address
Dr J. Hawkes	Ph.D	Histories and Humanities	University of York, UK
Dr P.H. Burton	Ph.D	Histories and Humanities	University of Birmingham, UK
Prof M. Fraser	Ph.D	Histories and Humanities	University of Westminster, UK
Prof. A. Laird	Ph.D	Histories and Humanities	University of Warwick, UK
Prof. G. Loud	Ph.D.	Histories and Humanities	University of Leeds, UK
Prof. R. Foster	Ph.D.	Histories and Humanities	Hertford College, University of Oxford, UK
Dr D. Parrott	Ph.D.	Histories and Humanities	University of Oxford, Oxford, UK
Dr J. Luxford	Ph.D.	Histories and Humanities	University of St. Andrews, UK
Dr J. Prunty	Ph.D.	Histories and Humanities	NUI, Maynooth
Dr P. Cottrell	M.Litt.	Histories and Humanities	Univeristy College Dublin
Dr P. Lenihan	Ph.D.	Histories and Humanities	University College, Galway
Dr R. O'Donnell	Ph.D	Histories and Humanities	National Economic & Social Council, Dublin
Dr R. Shorrocks	Ph.D	Histories and Humanities	Eton College, UK
Mr R. O'Flóinn	Ph.D.	Histories and Humanities	National Museum of Ireland
Prof. E. Harvey	Ph.D.	Histories and Humanities	University of Nottingham, UK
Prof. J. Walter	Ph.D.	Histories and Humanities	University of Essex, UK
Prof. J. Burton	M.Litt.	Histories and Humanities	University of Wales, UK
Prof. J. Walter	Ph.D.	Histories and Humanities	University of Essex, UK
Prof. V. Comerford	Ph.D	Histories and Humanities	NUI, Maynooth
Dr C. Leeny	Ph.D.	Languages Lit and Cultural Studies	University College Dublin
Prof. B. McGuirk	Ph.D.	Languages Lit and Cultural Studies	University of Nottingham, UK
Prof. B. Richardson	Ph.D.	Languages Lit and Cultural Studies	NUI, Galway
Prof. C. Forsdick	Ph.D.	Languages Lit and Cultural Studies	University of Liverpool, UK
Prof. M. Mainnin	Ph.D.	Languages Lit and Cultural Studies	Queen's University Belfast, UK
Dr J. Squires	Ph.D.	Languages Lit and Cultural Studies	University College Dublin
Dr K. Cavanaugh	M.Litt.	Languages Lit and Cultural Studies	National University of Ireland, Galway
Dr L. Kelly	M.Litt.	Languages Lit and Cultural Studies	NUI Galway
Prof. P. Bartoloni	Ph.D.	Languages Lit and Cultural Studies	University College, Galway
Prof. S. Jordan	Ph.D.	Languages Lit and Cultural Studies	Queen Mary University of London, UK
Dr B. Toebe	Ph.D.	Law	University of Groningen, The Netherlands
Dr C. McCullagh	Ph.D.	Law	University College, Cork
Dr O. McIntyre	M.Litt.	Law	University College Cork
Dr R. O'Gorman	M.Litt.	Law	Dublin City University
Dr S. Banda	M.Litt.	Law	NUI, Maynooth
Judge E. Mose	Ph.D.	Law	Council of Europe, Strasbourg, France
Prof. A. Keay	M.Litt.	Law	University of Leeds, UK
Prof. A. Kerr	Ph.D	Law	University College Dublin

Name	Degree	School	Academic Address
Prof. C. O Cinneide	Ph.D	Law	University College London, UK
Prof. D. Morgan	Ph.D	Law	University College Cork
Prof. G. Barden	Ph.D.	Law	Tallow, Co. Waterford (formerly UCC)
Prof. M. O' Flaherty	Ph.D.	Law	NUI, Galway
Prof. P. Carozza	Ph.D	Law	University of Notre Dame, USA
Prof. R. Cryer	Ph.D.	Law	University of Birmingham, UK
Prof. S. Cummings	Ph.D	Law	UCLA School of Law, USA
Prof. Dr B. Ruschoff	Ph.D.	Linguistic, Speech & Communication Sciences	University of Duisburg-Essen, Germany
Dr D. O'Brien	Ph.D	Linguistic, Speech & Communication Sciences	Dublin City Universtiy
Dr P. Ilmari Alku	Ph.D	Linguistic, Speech & Communication Sciences	Alto University, Finland
Dr B. Dooley	Ph.D.	Psychology	University College Dublin
Dr C. Chambers	Ph.D	Psychology	Cardiff Univeristy, UK
Dr E. O'Hare	Ph.D.	Psychology	University of Leeds, UK
Dr E. Renold	Ph.D.	Psychology	Cardiff University, UK
Dr K. Thomas	M.Sc.	Psychology	University of Borunemouth, UK
Dr M. Conner	Ph.D	Psychology	University of Leeds, UK
Dr P. Downes	M.Sc.	Psychology	St Patrick's College, Dublin
Dr R. Roche	Ph.D	Psychology	National University of Ireland, Maynooth
Dr S. Smith	M.Sc.	Psychology	Neuroscience Research Australia
Dr T. Hanley	Ph.D.	Psychology	University of Manchester, UK
Prof. J. Evans	Ph.D.	Psychology	University of Glasgow, Scotland
Prof. L. Martensson	Ph.D	Psychology	Royal Institute of Technology, Sweden
Prof. M. Bucciarellie	Ph.D.	Psychology	University and Polytechnic of Turin, Italy
Prof. R. Moss-Morris	Ph.D.	Psychology	King's College London, UK
Prof. S. Stradling	Ph.D	Psychology	Edinburgh Napier University, UK
Dr J. Doyle	Ph.D	Religions, Theology & Ecumenics	Dublin City Universtiy
Dr T. Stack	Ph.D	Religions, Theology & Ecumenics	University of Aberdeen, UK
Prof. H. Donnan	Ph.D	Religions, Theology & Ecumenics	Queen's University Belfast, UK
Prof. M. Chapman	Ph.D	Religions, Theology & Ecumenics	Ripon College Cuddesdon, UK
Prof. S. Roseneil	Ph.D	Religions, Theology & Ecumenics	University of London, UK
Prof. S.Garrigan	Ph.D	Religions, Theology & Ecumenics	University of Exeter, UK
Dr P. Nockles	Ph.D.	Religions, Theology & Ecumenics	University fo Manchester, UK
Dr R. Williams	Ph.D.	Religions, Theology & Ecumenics	Magdalene College, Cambridge, UK
Prof. H. Bonin	Ph.D	Social Sciences and Philosophy	ZEW Centre for European Economic Research, Germany
Prof. J. Prieto Rodriguez	M.Litt.	Social Sciences and Philosophy	Universidad de Oviedo, Spain
Prof. J.H. Klinge Jacobsen	Ph.D	Social Sciences and Philosophy	Technical University of Denmark, Denmark
Prof. L. Ezrow	Ph.D	Social Sciences and Philosophy	University of Essex, UK

Name	Degree	School	Academic Address
Prof. N. Crossley	Ph.D	Social Sciences and Philosophy	University of Manchester, UK
Prof. S. Predelli	Ph.D	Social Sciences and Philosophy	Universtiy of Nottingham, UK
Dr P. MacEinri	Ph.D	Social Sciences and Philosophy	University College Cork
Dr T. Gizelis	Ph.D.	Social Sciences and Philosophy	University of Essex, UK
Prof S. Bowler	Ph.D	Social Sciences and Philosophy	University of California Riverside, USA
Prof. G. Aldashev	Ph.D.	Social Sciences and Philosophy	University of Namur (FUNDP), Belgium
Prof. J. Lowe	Ph.D.	Social Sciences and Philosophy	Durham University, UK
Prof. L. McLaren	Ph.D	Social Sciences and Philosophy	University of Glasgow, Scotland
Dr A. Kane	Ph.D.	Social Sciences and Philosophy	NUI, Galway
Dr L. Wangnerud	Ph.D.	Social Sciences and Philosophy	University of Gothenburg, Gothenburg, Sweden
Dr S. Fisher	Ph.D.	Social Sciences and Philosophy	University of Oxford, Oxford, UK
Dr S. Garner	Ph.D.	Social Sciences and Philosophy	The Open University, UK
Prof. G. Doyle	M.Litt.	Social Sciences and Philosophy	University of Glasgow, Scotland
Prof. M. McCabe	Ph.D.	Social Sciences and Philosophy	Kings College, London, UK
Prof. M. Polo	Ph.D.	Social Sciences and Philosophy	Bocconi University, Milan, Italy
Prof. A. Christie	M.Litt.	Social Work and Social Policy	University College Cork
Prof. E. O'Shea	Ph.D	Social Work and Social Policy	National University of Ireland, Galway
Prof. R. Simpson	Ph.D	Social Work and Social Policy	Brunel University, UK
Dr V. Williams	M.Litt.	Social Work and Social Policy	University of Bristol, UK
Dr K. Walsh	Ph.D.	Social Work and Social Policy	NUI, Galway
Dr N. Priest	Ph.D.	Social Work and Social Policy	University of Melbourne, Australia
Dr J. Devaney	Ph.D.	Social Work and Social Policy	Queens University Belfast, UK
Dr M.C. Van Hout	Ph.D.	Social Work and Social Policy	Waterford Institute of Technology, Waterford
Prof. S. Payne	Ph.D.	Social Work and Social Policy	University of Lancaster, UK
Dr M.E. McCann	Ph.D.	Social Work and Social Policy	Universtiy College Dublin
Prof. V. Berridge	Ph.D.	Social Work and Social Policy	London School of Hygiene and Tropical Medicine, London, UK
Prof. B. Woods	Ph.D.	Social Work and Social Policy	University of Bangor, UK

Faculty of Engineering, Mathematics and Science

Name	Degree	School	Academic Address
Prof. A. Boonstra	Ph.D	Biochemistry & Immunology	University Medical Center Rotterdam
Prof. D. Wirling	Ph.D	Biochemistry & Immunology	Royal Veterinary College, UK
Prof. M. Carrington	Ph.D	Biochemistry & Immunology	University of Cambridge, UK
Dr C. Tate	Ph.D	Biochemistry & Immunology	University of Cambridge, UK
Prof. C. Smythe	Ph.D.	Biochemistry & Immunology	University of Sheffield, UK
Dr A.M. Jackson	Ph.D.	Biochemistry & Immunology	University of Nottingham, UK
Prof. M.D. Walkinshaw	Ph.D.	Biochemistry & Immunology	University of Edinburgh, UK
Dr N.B. Murphy	Ph.D.	Biochemistry & Immunology	NUI Maynooth
Dr S. Newstead	Ph.D.	Biochemistry & Immunology	University of Oxford, UK
Dr M. Rescigno	Ph.D.	Biochemistry & Immunology	European Institute of Oncology, Italy
Dr C. Loscher	Ph.D.	Biochemistry & Immunology	Dublin City University, Dublin
Prof. M. Uhrberg	Ph.D.	Biochemistry & Immunology	Heinrich Heine University, Germany
Dr S. Sacre	Ph.D.	Biochemistry & Immunology	University of Sussex, UK
Prof. Y. Perrie	Ph.D.	Biochemistry & Immunology	Univeristy of Aston, Birmingham, UK
Prof. P. Hansen	Ph.D.	Biochemistry & Immunology	University of Florida, USA
Dr D. Brough	Ph.D	Biochemistry & Immunology	University of Manchester, UK
Prof. C. Redfield	Ph.D	Biochemistry & Immunology	University of Oxford, UK
Dr J. Stephens	Ph.D.	Chemistry	NUI Maynooth
Dr D. Price	Ph.D.	Chemistry	University of Glasgow, UK
Dr G. McGlacken	Ph.D.	Chemistry	University College Cork
Dr M. Devocelle	Ph.D.	Chemistry	Royal College of Surgeons in Ireland
Prof. C. Haracre	Ph.D	Chemistry	Queen's Universtiy Belfast, UK Friedrich-Schiller-Universitat Jena, Germany
Prof. Dr A. Fahr	Ph.D	Chemistry	University College Dublin
Dr M. Casey	Ph.D	Chemistry	Dublin City University
Prof. F. Kelleher	Ph.D	Chemistry	Royal College of Surgeons, Dublin
Dr M. Devocelle	M.Sc.	Chemistry	Institute of Technology, Tallaght, Dublin
Dr F. Kelleher	Ph.D.	Chemistry	University of Manchester, UK
Dr C. Sharrad	Ph.D	Chemistry	University of Coruna, Spain
Prof. O Cabeza Gras	Ph.D.	Chemistry	University College Dublin
Prof. P. Guiry	Ph.D.	Chemistry	University of Rennes, France
Dr F. Barriere	Ph.D.	Chemistry	University of Bath, Bath, UK
Prof. S. Parker	Ph.D.	Chemistry	University of Oxford, Oxford, UK
Prof. P. Nellist	Ph.D.	Chemistry	Queens University Belfast, UK
Dr C. Lagunas	Ph.D.	Chemistry	University College Dublin
Dr E. McGarrigle	Ph.D.	Chemistry	NUI, Galway
Dr P. O'Leary	Ph.D.	Chemistry	University of Karlsruhe, Germany
Prof. A. Powell	Ph.D.	Chemistry	Dublin City University, Dublin
Prof. P. McNally	M.Sc.	Chemistry	University of Limerick
Dr K. Ryan	Ph.D.	Chemistry	University of Southampton, UK
Prof. P. Gale	Ph.D.	Chemistry	

Name	Degree	School	Academic Address
Dr S. Gay	Ph.D	Computer Science & Statistics	University of Glasgow, UK
Prof. M. Chen	Ph.D	Computer Science & Statistics	University of Oxford, UK
Prof. F. De Turck	Ph.D	Computer Science & Statistics	Ghent Universtiy, Belgium
Dr S. Bayne	Ph.D	Computer Science & Statistics	University of Edinburgh, UK
Prof. W. Lamersdorf	Ph.D	Computer Science & Statistics	University of Hamburg, Germany
Prof. R. Luckin	Ph.D	Computer Science & Statistics	University of London, UK
Dr C. Albers	Ph.D	Computer Science & Statistics	University of Gronigen, The Netherlands
Dr D. J. Duke	Ph.D	Computer Science & Statistics	University of Leeds, UK
Prof. T. Komura	Ph.D	Computer Science & Statistics	Edinburgh University, UK
Dr R. Klamma	Ph.D	Computer Science & Statistics	RWTG Aachen University, Germany
Dr M. Hoffman	M.Sc.	Computer Science & Statistics	Institute of Technology, Blanchardstown
Prof. S. Qin	Ph.D	Computer Science & Statistics	University of Teesside, UK
Dr C. Jensen	Ph.D	Computer Science & Statistics	Technical University of Denmark
Dr P. Kilpatrick	Ph.D.	Computer Science & Statistics	Queen's University Belfast, UK
Prof. K. Geihs	Ph.D.	Computer Science & Statistics	University of Kassel, Germany
Prof. E. Trucco	Ph.D.	Computer Science & Statistics	University of Dundee, UK
Dr J. Foster	Ph.D.	Computer Science & Statistics	Dublin College University
Dr T. Harris	Ph.D.	Computer Science & Statistics	Oracle Labs, UK
Prof. A. McGettrick	Ph.D.	Computer Science & Statistics	University of Strathclyde, UK
Prof. S. Giordano	Ph.D.	Computer Science & Statistics	University of Applied Science - SUPSI, Switzerland
Prof. M. Koppel	Ph.D.	Computer Science & Statistics	Bar-lian University, Israel
Prof. K. Abrams	Ph.D.	Computer Science & Statistics	University of Leicester, UK
Dr S. Stuker	Ph.D.	Computer Science & Statistics	Universitat Karlsruhe, Germany
Dr P. Dolog	Ph.D.	Computer Science & Statistics	Aalborg University, Denmark
Prof. M. Segal	Ph.D.	Computer Science & Statistics	University of the Negev, Israel
Prof. T. Rees	Ph.D	Computer Science & Statistics	University of Cardiff, UK
Prof. Y. Wilks	M.Sc.	Computer Science & Statistics	Florida Institute for Human & Machine Cognition, Florida, USA
Prof. M. Specht	Ph.D.	Computer Science & Statistics	Open University of the Netherlands, The Netherlands
Dr M. Kravcik	Ph.D.	Computer Science & Statistics	Aachen University, Germany
Dr A. Leacock	M.Sc.	Computer Science & Statistics	University of Ulster, N.Ireland
Dr J. Collomosse	Ph.D.	Computer Science & Statistics	University of Surrey, UK
Prof. M. Agosti	Ph.D.	Computer Science & Statistics	Unversita'degli Studi di Padova, Italy
Dr E. Whitley	Ph.D.	Computer Science & Statistics	London School of Economics, UK
Prof. P.B. Lourenco	Ph.D.	Engineering	University of Minho, Portugal
Prof. C. Jacobs	Ph.D.	Engineering	Columbia University, USA
Dr V. Egan	Ph.D.	Engineering	University of Limerick
Prof. A.J. Deeks	Ph.D.	Engineering	Durham University, UK
Prof. P. Goodman	Ph.D.	Engineering	Dublin Institute of Technology
Dr J. Goggins	Ph.D.	Engineering	NUI Galway

Name	Degree	School	Academic Address
Prof. P. Johansson	Ph.D.	Engineering	Lund University, Sweden
Prof. M. Bruen	M.A.I.	Engineering	University College Dublin
Prof. N. Hounsell	Ph.D	Engineering	University of Southampton, UK
Dr L. Soo	Ph.D	Engineering	University of Birmingham, UK
Prof. I. Bond	Ph.D	Engineering	Universtiy of Bristol, UK
Prof. A. Kareem	Ph.D	Engineering	Universtiy of Notre Dame, USA
Dr R. Baldauf	Ph.D	Engineering	US Environmental Protection Agency, USA
Prof. P. Arrazola	Ph.D	Engineering	Mondragon University, Spain
Prof. S. Soto Franco	Ph.D	Engineering	Universitat Pompeu Fabra, Spain
Prof. M. Santana	Ph.D	Engineering	Carleton University, Canada
Prof. J. Longhurst	Ph.D	Engineering	University of the West of England, UK
Dr M. Richardson	Ph.D	Engineering	University College Dublin
Dr E. Jones	M.Sc.	Engineering	National University of Ireland, Galway
Dr A. Gonzalez	M.Sc.	Engineering	University College Dublin
Mr W. McKnight	M.Sc.	Engineering	University of Ulster, UK
Dr T. Rondeau	M.Sc.	Engineering	University of Pennsylvania, USA
Dr N Al-Faouzi	Ph.D	Engineering	French Institute of Science, Technology and Transport, France
Prof. N. Mauritas	Ph.D	Engineering	University Medical Centre Groningen, Netherlands
Prof. P.F. Whelan	Ph.D	Engineering	Dublin City University
Dr S. O'Hogain	M.A.I	Engineering	DIT Bolton Street
Dr P. Naughton	M.Sc.	Engineering	Institute of Technology, Sligo
Prof. J.F. Orr	Ph.D.	Engineering	Queen's Univesity of Belfast, N.Ireland
Dr S. Moutari	Ph.D.	Engineering	Queen's Univesity of Belfast, N.Ireland
Dr P. Young	M.Sc.	Engineering	Dublin City University
Dr B. McCabe	M.Sc.	Engineering	National University of Ireland, Galway
Dr A. Duffy	MAI	Engineering	DIT Bolton Street, Dublin
Prof. L. Geris	Ph.D.	Engineering	University of Liege, Belgium
Prof. M. Abom	Ph.D.	Engineering	KTH Royal Institute of Technology, Sweden
Prof. L. Lapperriere	Ph.D.	Engineering	Universite du Quebec a Trois-Rivieres, Canada
Prof. R. Van Donkelaar	Ph.D.	Engineering	Eindhoven University of Technolgoy, Netherlands
Prof. P. Geary	Ph.D.	Engineering	University of Newcastle, NSW, Australia
Prof. R. Guldborg	Ph.D.	Engineering	Georgia Institute of Technology, GA, USA
Dr V. Kalinin	Ph.D.	Engineering	Transense Technologies PLC, Oxfordshire, UK
Prof. P. Kenny	Ph.D.	Engineering	University College Dublin
Prof. Y. Gervais	Ph.D.	Engineering	University of Poitiers, France
Prof. P. McCullagh	Ph.D.	Engineering	University of Ulster, N.Ireland
Dr A. Duffy	M.Sc.	Engineering	DIT, Bolton Street, Dublin
Prof. J. Hansen	Ph.D.	Engineering	University of Texas at Dallas, Texas, USA
Dr J. Lasenby	Ph.D.	Engineering	University of Cambridge, UK
Mr. P. Connolly	M.Sc.	Engineering	University College Dublin

Name	Degree	School	Academic Address
Prof. I.R. Henderson	Ph.D.	Genetics & Microbiology	University of Birmingham, UK
Prof. A. Peschel	Ph.D.	Genetics & Microbiology	University of Tubingen, Germany
Dr G. Larson	Ph.D.	Genetics & Microbiology	Durham University, UK
Dr M. Landgraf	Ph.D.	Genetics & Microbiology	University of Cambridge, UK
Dr R. Hindges	Ph.D.	Genetics & Microbiology	Kings College London, UK
Prof. S. Bhattacharya	Ph.D.	Genetics & Microbiology	University College London, UK
Prof. J. Lindsay	Ph.D.	Genetics & Microbiology	University of London, UK
Dr A. Bachmair	Ph.D.	Genetics & Microbiology	University of Vienna, Austria
Dr B. Kennedy	Ph.D.	Genetics & Microbiology	University College Dublin
Prof. R. Massey	Ph.D.	Genetics & Microbiology	University of Bath, Bath, UK
Dr S. Gupta Kramer	Ph.D.	Genetics & Microbiology	Rutgers-Robert Wood Johnson Medical School, New Jersey, USA
Dr D. Simpson	Ph.D.	Genetics & Microbiology	Queens University Belfast, UK
Prof. C. O'Driscoll	Ph.D.	Genetics & Microbiology	University College Cork
Dr N. Nirmalan	Ph.D.	Genetics & Microbiology	University of Salford, UK
Prof. A. Flaus	M.Sc.	Genetics & Microbiology	University College, Galway Bergische Universitat Wuppertal, Germany
Dr F. Gohmann	Ph.D.	Mathematics	University College Dublin
Prof. G. McGuire	M.Sc.	Mathematics	University College Cork
Dr B. McKay	Ph.D.	Mathematics	University of Limerick
Dr A. Hegarty	M.Sc.	Mathematics	Department of Mathematical Sciences, Durham, UK
Prof P. Dorey	Ph.D.	Mathematics	Plymouth University, UK
Dr C. McNeile	Ph.D.	Mathematics	NUI, Galway
Prof. M. Tuite	Ph.D.	Mathematics	University of Stockholm, Sweden
Prof. T. Hansson	Ph.D.	Mathematics	NUI, Maynooth
Dr R. Roche	M.Sc.	Mathematics	Newcastle University, UK
Prof. L. Frewer	Ph.D.	Natural Sciences	NUI Maynooth
Dr C. Meade	Ph.D.	Natural Sciences	Institute of Freshwater Ecology & Inland Fisheries, Germany
Dr M. Pusch	Ph.D.	Natural Sciences	Aberystwyth University, UK
Dr J. C. Brown	Ph.D.	Natural Sciences	University College Dublin
Prof. C. Mueller	Ph.D.	Natural Sciences	NUI Maynooth
Dr J. Carolan	M.Sc.	Natural Sciences	University College Dublin
Prof. P. Shannon	Ph.D.	Natural Sciences	University of Durham, UK
Dr G. McLeod	Ph.D.	Natural Sciences	Centre for Ecology & Hydrology, UK
Dr U. Skiba	Ph.D.	Natural Sciences	Durham University, UK
Dr F. Worrall	Ph.D.	Natural Sciences	London South Bank University, UK
Prof. J.L. Zhou	Ph.D.	Natural Sciences	National University of Ireland, Galway
Dr M. White	Ph.D.	Natural Sciences	University College Dublin
Dr D. Redmond	Ph.D.	Natural Sciences	University of Northampton, UK
Prof. J. Ollerton	Ph.D.	Natural Sciences	National University of Ireland, Galway
Dr J. Murray	M.Sc.	Natural Sciences	

Name	Degree	School	Academic Address
Prof. E. Cartmell	Ph.D.	Natural Sciences	Cranfield University, UK
Prof. R. Johnson	Ph.D.	Natural Sciences	Swedish University of Agricultural Sciences, Uppsala, Sweden
Prof. U. Schaltegger	Ph.D.	Natural Sciences	Universite de Geneve, Switzerland
Dr C. Watson	M.Sc.	Natural Sciences	Scottish Agricultural College, Scotland
Prof. S. Royle	Ph.D.	Natural Sciences	Queens University Belfast, UK
Prof. A. Hestor	Ph.D.	Natural Sciences	The James Hutton Institute, Aberdeen, Scotland
Prof. D. Bellet	Ph.D.	Physics	Grenoble INP, France
Prof. A.L. Vazquez de Parga	Ph.D.	Physics	Universidad Autonoma de Madrid, Spain
Prof. D. Mihailovic	Ph.D.	Physics	Institute 'Jozef Stefan', Slovenia
Prof. T.Heine	Ph.D.	Physics	Jacobs University Bremen, Germany
Dr L. Fletcher	Ph.D.	Physics	University of Glasgow, UK
Dr S. Roth	Ph.D.	Physics	SINEUROPE Nanotech GmbH, Germany
Prof. Dr. A. Boisen	Ph.D.	Physics	Danish Technical University, Denmark
Prof. I.Cantat	Ph.D.	Physics	Institute de Physique de Rennes, France
Dr V.A. Dediu	Ph.D.	Physics	Institut of Nanostructured Materials, Italy
Dr A. Ryder	Ph.D.	Physics	National University of Ireland, Galway
Prof. A. Troisi	Ph.D.	Physics	University of Warwick, UK
Dr S. Neethling	Ph.D.	Physics	Imperial College London, UK
Dr G. O'Connor	Ph.D.	Physics	NUI, Galway
Prof. R. Young	Ph.D.	Physics	University of Manchester, UK
Prof. P. Moriarty	Ph.D.	Physics	University of Nottingham, UK
Prof. T.J. Millar	Ph.D.	Physics	Queens University Belfast, UK
Dr B. Lovett	Ph.D.	Physics	University of St. Andrews, UK
Prof. V. Langlois	Ph.D.	Physics	Laboratoire de Geologie de Lyon, France
Prof. M. Chhowalla	Ph.D.	Physics	State University of New Jersey, USA
Dr C. Rodenburg	Ph.D.	Physics	University of Sheffield, Sheffield, UK
Prof. O. Frucart	Ph.D.	Physics	Neel Institut, Grenoble, France
Prof. F. Bechstedt	M.Sc.	Physics	Friedrich Schiller Universitat Jena, Germany
Dr N. Vilmer	Ph.D.	Physics	University Paris-Diderot, France
Prof. S. Cox	Ph.D.	Physics	University of Aberystwyth, UK

Faculty of Health Sciences

Name	Degree	School	Academic Address
Prof. R. Goering	Ph.D.	Dental Science	Creighton University, USA
Prof. I. Abrahamsson	Ph.D	Dental Science	University of Gothenburg, Sweden
Prof. H. Humphreys	Ph.D	Dental Science	Royal College of Surgeons in Ireland
Dr C. Lloyd	Ph.D	Dental Science	University of Dundee, UK
Dr M.Collins	D.Ch.Dent.	Dental Science	Kings College Hospital, London, UK
Prof. S. Jepsen	D.Ch.Dent	Dental Science	University of Bonn, Germany
Dr G. Fitzgerald Hughes	Ph.D.	Dental Science	Royal College of Surgeons, Dublin
Dr S. Witter	Ph.D.	Medicine	Queen Margaret University, UK
Prof. N. Mays	Ph.D.	Medicine	London School of Hygiene and Tropical Medicine, UK
Prof. A. Maule	Ph.D.	Medicine	Queen's University Belfast, UK
Prof. P. Brown	Ph.D.	Medicine	University of Oxford, UK
Dr J. Bramham	Ph.D.	Medicine	University College Dublin
Dr B.P.L. Wijnhoven	Ph.D.	Medicine	Erasmus MC, The Netherlands
Prof. T. Ensor	Ph.D.	Medicine	University of Leeds, UK
Dr J. Fletcher	Ph.D.	Medicine	Brigham and Women's Hospital, USA
Dr A. Kissenpfenning	Ph.D.	Medicine	Queen's University Belfast, UK
Dr C. Greene	Ph.D.	Medicine	Royal College of Surgeons in Ireland
Dr C. Bergeron	Ph.D.	Medicine	Laboratoire Cerba, France
Prof. A. Nichol	Ph.D.	Medicine	St Vincent's University Hospital, Dublin
Dr T. Burke	M.Sc.	Medicine	University College Dublin
Dr S. Noble	M.D.	Medicine	Cardiff Univeristy, UK
Prof. D. Grubin	M.D.	Medicine	Univeristy of Newcastle, UK
Prof. G. Grant	M.D.	Medicine	George, Mason University, USA
Prof. A. Al-Chalabi	Ph.D	Medicine	King's College London, UK
Prof. A. Fellgiebel	Ph.D	Medicine	University Medical Centre Mainz, Germany
Prof. D. O'Shea	Ph.D	Medicine	St. Vincent's University Hospital, Dublin
Prof. C. McDonald	Ph.D	Medicine	National University of Ireland, Galway
Dr Y. Nolan	Ph.D	Medicine	University College Cork
Prof. M. Alison	Ph.D	Medicine	University of London, UK
Prof. A. McIntosh	Ph.D	Medicine	University of Edinburgh, UK
Dr G. Pacini	Ph.D	Medicine	Institute of Biomedical Engineering, Italy
Dr R. McLoughlin	M.Sc.	Medicine	Galway University Hospital
Prof. S. McKeown	M.Ch.	Medicine	University of Ulster, UK
Mr P. Balfe	M.D.	Medicine	Royal College of Surgeons, Ireland
Dr M. Morgan	M.D.	Medicine	Royal College of Surgeons, Ireland
Dr F. Moran	Ph.D	Medicine	University of Ulster, UK
Dr R. Mulcahy	Ph.D	Medicine	Royal College of Surgeons, Dublin
Dr S. O'Shea	Ph.D	Medicine	Cork University Hospital
Dr C. Loscher	Ph.D	Medicine	Dublin City University
Prof. A. Beekman	Ph.D	Medicine	VU University Amsterdam, Netherlands
Dr P. O'Connell	MD	Medicine	RSCI and Beaumont Hospital, Dublin

Name	Degree	School	Academic Address
Prof. Clodagh O Gorman	M.D.	Medicine	University of Limerick
Prof. P. Moynagh	Ph.D.	Medicine	NUI Maynooth
Dr S. Ennis	Ph.D.	Medicine	Our Ladys Hospital Crumlin and UCD
Prof. D. Fennell	MD	Medicine	University of Leicester, UK
Dr J. McDermott	MD	Medicine	Connolly Hospital, Blanchardstown, Dublin
Prof. C. Hughes	Ph.D	Medicine	Queens University of Belfast, N.Ireland
Prof. A. Baird	Ph.D	Medicine	University College, Dublin
Dr A. Moore	M.Sc.	Medicine	University College Cork
Dr N. Docherty	Ph.D.	Medicine	University College Dublin
Dr H. Philippou	Ph.D.	Medicine	University of Leeds, UK
Prof. F. Hartikainen	Ph.D.	Medicine	University of Helsinki, Finland
Prof. S. Pereira	Ph.D.	Medicine	University of London, UK
Dr B. Hendrich	Ph.D.	Medicine	University of Cambridge, UK
Prof. F. Shanahan	Ph.D.	Medicine	University College Cork
Prof. C. Pariante	Ph.D.	Medicine	Kings College, London, UK
Prof. T. Dinan	Ph.D.	Medicine	University College Dublin
Prof. L. Murray	Ph.D.	Medicine	Queens University Belfast, UK
Prof. J. Gregory	M.Sc.	Medicine	University of Florida, USA
Dr T. Packer	M.Sc.	Medicine	Dalhousie University, Nova Scotia, Canada
Prof. G. Mires	M.D.	Medicine	University of Dundee, Scotland
Prof. M. Lloyd-Williams	M.D.	Medicine	University of Liverpool, UK
Prof. P. Barton	Ph.D.	Medicine	University of Birmingham, UK
Prof. M. Leahy	Ph.D.	Medicine	NUI, Galway
Dr E. Nolte	Ph.D.	Medicine	Rand Europe, Westbrook Centre, Cambridge, UK
Prof. B. Evans	Ph.D.	Medicine	University of Leeds, UK
Prof. H. Gregersen	Ph.D.	Medicine	Chongqing University, China
Dr D. Fitzgerald	Ph.D.	Medicine	Queens University Belfast, UK
Dr M. McGee	M.Sc.	Medicine	Universtiy College Dublin
Prof. S. Sreenan	M.D.	Medicine	Connolly Hospital, Dublin
Prof. C. Ballard	Ph.D.	Medicine	King's College, London, UK
Prof. J. Moore	Ph.D.	Medicine	Belfast City Hospital, N. Ireland
Prof. D. Alderson	Ph.D.	Medicine	University of Birmingham, UK
Mr. Tim Draycott	Ph.D.	Medicine	University of Bristol, UK
Dr P. Cotter	Ph.D.	Medicine	St. Lukes Hospital, Kilkenny
Prof. C. R. Martin	Ph.D	Nursing & Midwifery	University of the West of Scotland, UK
Dr S. Ryan	M.Sc.	Nursing & Midwifery	Haywood Hospital, Burslem, UK
Dr G. Hay	Ph.D.	Nursing & Midwifery	University of Glasgow, UK
Dr T. Cassidy	Ph.D	Nursing & Midwifery	University of Ulster, N.Ireland
Prof. C. Ingleton	Ph.D.	Nursing & Midwifery	University of Sheffield, Sheffield, UK

Name	Degree	School	Academic Address
Dr M. Roche	Ph.D.	Pharmacy & Pharmaceutical Sciences	NUI Galway
Dr D. Soy	Ph.D.	Pharmacy & Pharmaceutical Sciences	Hospital Clinic de Barcelona, Spain
Dr S. O Mahony	Ph.D.	Pharmacy & Pharmaceutical Sciences	University College Cork
Dr K. Nolan	Ph.D.	Pharmacy & Pharmaceutical Sciences	Dublin City Universtiy Royal College of Surgeons in Ireland
Prof. K. Nolan	Ph.D.	Pharmacy & Pharmaceutical Sciences	University of Limerick
Dr T. Smyth	Ph.D.	Pharmacy & Pharmaceutical Sciences	University of Bradford, UK
Dr C. Wright	Ph.D.	Pharmacy & Pharmaceutical Sciences	Medical University, Innsbruck, Austria
Prof. H. Schwelberger	Ph.D.	Pharmacy & Pharmaceutical Sciences	University College Cork
Dr A. Crean	Ph.D.	Pharmacy & Pharmaceutical Sciences	Lulea University of Technolgoy, Sweden
Prof. S. Velaga	Ph.D.	Pharmacy & Pharmaceutical Sciences	Aston University, Birmingham, UK
Prof. C. Langley	Ph.D.	Pharmacy & Pharmaceutical Sciences	John Radcliffe Hospital, University of Oxford, UK
Dr A. Kong	Ph.D.	Pharmacy & Pharmaceutical Sciences	University of Bath, Bath, UK
Dr D. Taylor	Ph.D.	Pharmacy & Pharmaceutical Sciences	University College Dublin
Dr S. Ryan	Ph.D.	Pharmacy & Pharmaceutical Sciences	University of Bradford, UK
Prof. R. Forbes	Ph.D.	Pharmacy & Pharmaceutical Sciences	Mater Misericordiae University Hospital, Dublin 7
Dr C. Kelly	Ph.D.	Pharmacy & Pharmaceutical Sciences	Aarhus University, Denmark
Prof. G. Wegener	Ph.D.	Pharmacy & Pharmaceutical Sciences	University College Cork
Dr F. McCarthy	Ph.D.	Pharmacy & Pharmaceutical Sciences	

Appendix 6: Registered Research students by School for entry in 2013/14

	School	Standing							EU	Non-EU	Total
		1	2	3	4	5	6	7			
Postgraduate Doctorate	Health Sciences				1				0	1	1
	School of Biochemistry and Immunology	15	21	25	11				69	3	72
	School of Business	9	5	7	10	3	2	5	34	7	41
	School of Chemistry	28	14	11	23	3			70	9	79
	School of Computer Science and Statistics	29	19	36	21	10	6	1	99	23	122
	School of Dental Science	5	13	13	6		1		31	7	38
	School of Drama, Film and Music	6	6	9	8	3	3	1	32	4	36
	School of Education	15	12	12	18	9	1	2	65	4	69
	School of Engineering	26	20	41	25	3	1	1	96	21	117
	School of English	14	11	17	16				48	10	58
	School of Genetics and Microbiology	14	9	8	18				47	2	49
	School of Histories and Humanities	21	23	19	30	4			74	23	97
	School of Languages, Literatures & Cultural Studies	4	6	7	11	4		1	29	4	33
	School of Law	11	19	16	10	5	2	3	60	6	66
	School of Linguistic, Speech & Communication Sc.	6	8	7	14	5			32	8	40
	School of Mathematics	3	1	2	3				9	0	9
	School of Medicine	50	62	58	21	10		1	192	10	202
	School of Natural Sciences	14	14	24	16	2			57	13	70
	School of Nursing and Midwifery	11	10	6	6	7	5	2	46	1	47
	School of Pharmacy and Pharmaceutical Sciences	4	10	6	9			1	25	5	30
	School of Physics	25	23	25	24	1			77	21	98
	School of Psychology	41	38	49	14	1		1	130	14	144
	School of Religions, Theology and Ecumenics	9	4	9	7	1			23	7	30
School of Social Sciences and Philosophy	20	21	19	17	3	1	1	64	18	82	
School of Social Work and Social Policy	7	1	5	4	1	3		20	1	21	
Total	387	370	431	343	75	25	20	1429	222	1651	
Postgraduate Research	Multischool		1						1	0	1
	School of Biochemistry and Immunology		1						1	0	1
	School of Business	1							1	0	1
	School of Chemistry	2							2	0	2
	School of Computer Science and Statistics	1	2	1					2	2	4
	School of Drama, Film and Music		2						2	0	2
	School of Engineering	5	3						8	0	8
	School of English		1						1	0	1
	School of Genetics and Microbiology	2							2	0	2
	School of Histories and Humanities	1	2	2					5	0	5
	School of Languages, Literatures & Cultural Studies	1							0	1	1
	School of Law	3	6						9	0	9
	School of Linguistic, Speech & Communication Sc.		2	1					3	0	3
	School of Mathematics	1	1						1	1	2
	School of Medicine	17	6	1					23	1	24
	School of Natural Sciences	3	1						4	0	4
	School of Nursing and Midwifery		2						2	0	2
	School of Pharmacy and Pharmaceutical Sciences	3	1						3	1	4
	School of Physics	1	3						3	1	4
School of Religions, Theology and Ecumenics		1						0	1	1	
School of Social Sciences and Philosophy	1							1	0	1	
Total	42	35	5					74	8	82	
Grand Total	429	405	436	343	75	25	20	1503	230	1733	

Appendix 7a: Application data for Postgraduate Taught applications processed through SITS for 2014/2015 (data as of 10 March 2015)

Course Structure Faculty>School>Discipline>Course>Subject	Num Application	Num Offers Made	Num Accepted	Num Accepted Non-EU	Num Accepted EU	% Accepted Offers	Num Registered	% Registered Students	Num EU Registere d	Num Non EU Registere d
Total Selected Applicants:	4,568	3,343	2,435	404	2031	72.84%	2,060	61.62%	1772	288
Faculty Of Arts, Humanities And Social Sciences	2,812	2,051	1,456	272	1184	70.99%	1,196	58.31%	1000	196
School Of Business	455	358	252	58	194	70.39%	191	53.35%	153	38
Disipline: Business	455	358	252	58	194	70.39%	191	53.35%	153	38
Course:Business Administration (DPTBU-BADM-1F09)	41	40	38	24	14	95.0%	33	82.5%	13	20
Course:Business Administration (DPTBU-BADM-1P09)	45	44	41	1	40	93.18%	40	90.91%	40	0
Course:Business and Management (DPTBU-BMAN-1F09)	116	79	53	6	47	67.09%	38	48.1%	35	3
Course:Finance (DPTBU-FINA-1F09)	136	110	72	17	55	65.45%	49	44.55%	40	9
Course:International Management (DPTBU-IMAN-1F09)	117	85	48	10	38	56.47%	31	36.47%	25	6
School Of Drama, Film And Music	84	48	37	16	21	77.08%	30	62.5%	17	13
Disipline: Drama	84	48	37	16	21	77.08%	30	62.5%	17	13
Course:Film Studies - Theory History Practice (DPTDM-FHIS-2F09)	28	18	13	4	9	72.22%	10	55.56%	7	3
Course:Playwriting (DPTDM-PLAY-1F09)	13	5	5	3	2	100.0%	5	100.0%	2	3
Course:Playwriting (DPTDM-PLAY-1P09)	1	0	0	0	0	0.0%	0	0.0%	0	0
Course:Stage Design MFA (DPTDM-SDES-1F09)	8	6	5	1	4	83.33%	3	50.0%	3	0
Course:Stage Design MFA (DPTDM-SDES-1P09)	4	3	2	1	1	66.67%	1	33.33%	0	1
Course:Theatre Directing MFA (DPTDM-TDIR-1F09)	18	5	4	3	1	80.0%	4	80.0%	1	3
Course:Theatre Directing MFA (DPTDM-TDIR-1P09)	2	1	0	0	0	0.0%	0	0.0%	0	0
Course:Theatre and Performance (DPTDM-TPER-1F09)	10	10	8	4	4	80.0%	7	70.0%	4	3

Course Structure Faculty>School>Discipline>Course>Subject	Num Applications	Num Offers Made	Num Accepted	NumAcceptedNo n-EU	NumAcceptedE U	% Accepted Offers	Num Registered	% Registere d Students	Num EU Registere d	Num Non EU Registere d
School Of Education	566	425	353	10	343	83.06%	306	72.0%	301	5
Disipline: Education	566	425	353	10	343	83.06%	306	72.0%	301	5
Course:21st Century Teaching and Learning (DPCED-TCTL-1P09)	111	111	103	0	103	92.79%	89	80.18%	89	0
Course:Professional Masters Education (P.M.E.) - Acc (DPTED-EDAC-1F09)	4	3	1	0	1	33.33%	0	0.0%	0	0
Course:Professional Masters Education (P.M.E.) - App Math (DPTED-EDAM-1F09)	3	3	3	1	2	100.0%	2	66.67%	2	0
Course:Professional Masters Education (P.M.E.) - Biology (DPTED-EDBI-1F09)	20	18	12	1	11	66.67%	7	38.89%	7	0
Course:Professional Masters Education (P.M.E.) - Business (DPTED-EDBU-1F09)	15	13	13	0	13	100.0%	10	76.92%	10	0
Course:Education (Co-operative Learning) (DPTED-EDC2-1P09)	10	10	8	1	7	80.0%	8	80.0%	7	1
Course:Professional Masters Education (P.M.E.) - Chemistr (DPTED-EDCH-1F09)	7	6	5	0	5	83.33%	5	83.33%	5	0
Course:Education (Drama in Education) (DPTED-EDD1-1F09)	4	4	4	2	2	100.0%	3	75.0%	1	2
Course:Education (Drama in Education) (DPTED-EDD2-1P09)	4	3	2	0	2	66.67%	1	33.33%	1	0
Course:Education (Drama in Education) (DPTED-EDD3-2P09)	1	1	1	1	0	100.0%	0	0.0%	0	0
Course:Professional Masters Education (P.M.E.) - Economic (DPTED-EDEC-1F09)	2	1	1	0	1	100.0%	1	100.0%	1	0
Course:Professional Masters Education (P.M.E.) - English (DPTED-EDEN-1F09)	52	28	24	0	24	85.71%	21	75.0%	21	0
Course:Education (Foundation Studies) (DPTED-EDF1-1F09)	7	2	1	0	1	50.0%	1	50.0%	1	0
Course:Education (Foundation Studies) (DPTED-EDF2-1P09)	10	10	6	0	6	60.0%	6	60.0%	6	0
Course:Education (Foundation Studies) (DPTED-EDF3-2P09)	2	2	1	0	1	50.0%	1	50.0%	1	0

Course Structure Faculty>School>Discipline>Course>Subject	Num Applications	Num Offers Made	Num Accepted	Num Accepted Non-EU	Num Accepted EU	% Accepted Offers	Num Registered	% Registered Students	Num EU Registered	Num Non EU Registered
Course:Professional Masters Education (P.M.E.) - French (DPTED-EDFR-1F09)	9	8	5	0	5	62.5%	4	50.0%	4	0
Course:Education (Guidance and Counselling) (DPTED-EDG2-1P09)	20	18	14	2	12	77.78%	13	72.22%	12	1
Course:Professional Masters Education (P.M.E.) - Geograph (DPTED-EDGG-1F09)	33	23	23	0	23	100.0%	22	95.65%	22	0
Course:Professional Masters Education (P.M.E.) - German (DPTED-EDGR-1F09)	3	2	2	0	2	100.0%	2	100.0%	2	0
Course:Education (Higher Education) (DPTED-EDH3-2P09)	13	13	11	0	11	84.62%	11	84.62%	11	0
Course:Professional Masters Education (P.M.E.) - History (DPTED-EDHI-1F09)	41	14	11	0	11	78.57%	9	64.29%	9	0
Course:Professional Masters Education (P.M.E.) - Irish (DPTED-EDIR-1F09)	17	14	12	0	12	85.71%	12	85.71%	12	0
Course:Education (Leadership and Management in Education) (DPTED-EDL1-1F09)	14	2	2	1	1	100.0%	2	100.0%	1	1
Course:Education (Leadership and Management in Education) (DPTED-EDL2-1P09)	54	19	17	0	17	89.47%	17	89.47%	17	0
Course:Education (Leadership and Management in Education) (DPTED-EDL3-2P09)	4	2	2	0	2	100.0%	1	50.0%	1	0
Course:Professional Masters Education (P.M.E.) - Mathemat (DPTED-EDMA-1F09)	13	13	11	0	11	84.62%	9	69.23%	9	0
Course:Professional Masters Education (P.M.E.) - Music (DPTED-EDMU-1F09)	23	20	12	0	12	60.0%	11	55.0%	11	0
Course:Education (Positive Behaviour Management) (DPTED-EDP2-1P09)	13	12	10	0	10	83.33%	8	66.67%	8	0
Course:Professional Masters Education (P.M.E.) - Physics (DPTED-EDPY-1F09)	3	2	1	0	1	50.0%	1	50.0%	1	0
Course:Professional Masters Education (P.M.E.) - Religiou (DPTED-EDRE-1F09)	21	19	16	0	16	84.21%	14	73.68%	14	0

Course Structure Faculty>School>Discipline>Course>Subject	Num Applications	Num Offers Made	Num Accepted	Num Accepted Non-EU	Num Accepted EU	% Accepted Offers	Num Registered	% Registered Students	Num EU Registered	Num Non EU Registered
Course:Education (Special Educational Needs) (DPTED-EDS1-1F09)	5	4	2	0	2	50.0%	1	25.0%	1	0
Course:Education (Special Educational Needs) (DPTED-EDS2-1P09)	12	12	4	0	4	33.33%	4	33.33%	4	0
Course:Education (Special Educational Needs) (DPTED-EDS3-2P09)	2	0	0	0	0	0.0%	0	0.0%	0	0
Course:Professional Masters Education (P.M.E.) - Spanish (DPTED-EDSP-1F09)	12	11	11	1	10	100.0%	10	90.91%	10	0
Course:Education (Thesis) (DPTED-OYTH-1P09)	2	2	2	0	2	100.0%	0	0.0%	0	0
School Of English	236	137	96	27	69	70.07%	83	60.58%	59	24
Disipline: English	236	137	96	27	69	70.07%	83	60.58%	59	24
Course:Children's Literature (DPTEN-CHLI-1F09)	29	16	14	3	11	87.5%	11	68.75%	8	3
Course:Creative Writing (DPTEN-CWRI-1F09)	79	25	16	6	10	64.0%	15	60.0%	10	5
Course:Digital Humanities and Culture (DPTEN-DHCU-1F09)	18	15	9	2	7	60.0%	9	60.0%	7	2
Course:Digital Humanities and Culture (DPTEN-DHCU-1P09)	2	2	1	0	1	50.0%	0	0.0%	0	0
Course:Irish Writing (DPTEN-IWRI-1F09)	42	29	21	7	14	72.41%	17	58.62%	11	6
Course:Literatures of the Americas (DPTEN-LAME-1F09)	19	16	11	2	9	68.75%	8	50.0%	7	1
Course:Popular Literature (DPTEN-POLI-1F09)	47	34	24	7	17	70.59%	23	67.65%	16	7
School Of Histories And Humanities	178	123	87	31	56	70.73%	72	58.54%	48	24
Disipline: Classics	22	18	12	5	7	66.67%	12	66.67%	7	5
Course:Classics (DPTHH-CLAS-1F09)	22	18	12	5	7	66.67%	12	66.67%	7	5
Disipline: Centre For Gender And Women's Studies	18	16	9	3	6	56.25%	6	37.5%	5	1
Course:Gender and Women's Studies (DPTHH-GWOS-1F09)	15	14	9	3	6	64.29%	6	42.86%	5	1
Course:Gender and Women's Studies (DPTHH-GWOS-1P09)	3	2	0	0	0	0.0%	0	0.0%	0	0
Disipline: History Of Art	18	13	12	3	9	92.31%	10	76.92%	7	3

Course Structure Faculty>School>Discipline>Course>Subject	Num Applications	Num Offers Made	Num Accepted	Num Accepted Non-EU	Num Accepted EU	% Accepted Offers	Num Registered	% Registered Students	Num EU Registered	Num Non EU Registered
Course:Irish Art History (DPTHH-IAHI-1F09)	14	10	9	3	6	90.0%	8	80.0%	5	3
Course:Irish Art History (DPTHH-IAHI-1P09)	4	3	3	0	3	100.0%	2	66.67%	2	0
Disipline: History	120	76	54	20	34	71.05%	44	57.89%	29	15
Course:Early Modern History (DPTHH-EMHI-1F09)	25	20	16	5	11	80.0%	13	65.0%	10	3
Course:Early Modern History (DPTHH-EMHI-1P09)	1	0	0	0	0	0.0%	0	0.0%	0	0
Course:Medieval History (DPTHH-MEHI-1F09)	16	14	9	3	6	64.29%	8	57.14%	6	2
Course:Medieval History (DPTHH-MEHI-1P09)	3	2	1	0	1	50.0%	1	50.0%	1	0
Course:Modern Irish History (DPTHH-MIHI-1F09)	20	13	8	5	3	61.54%	7	53.85%	2	5
Course:Modern Irish History (DPTHH-MIHI-1P09)	1	1	1	0	1	100.0%	0	0.0%	0	0
Course:Public History and Cultural Heritage (DPTHH-PHCH-1F09)	54	26	19	7	12	73.08%	15	57.69%	10	5
School Of Languages,Literatures & Cultural Studies	92	82	48	21	27	58.54%	39	47.56%	25	14
Disipline: European Studies	22	20	9	3	6	45.0%	7	35.0%	5	2
Course:European Studies (DPTAH-EURS-1F09)	22	20	9	3	6	45.0%	7	35.0%	5	2
Disipline: French	20	16	9	3	6	56.25%	9	56.25%	6	3
Course:Medieval Language, Literature and Culture (DPTLL-MLLC-1F09)	13	11	7	2	5	63.64%	7	63.64%	5	2
Course:Textual and Visual Studies (DPTLL-TVIS-1F09)	7	5	2	1	1	40.0%	2	40.0%	1	1
Disipline: Irish And Celtic Languages	4	4	4	2	2	100.0%	3	75.0%	2	1
Course:Early Irish (DPTLL-EIRI-1F09)	4	4	4	2	2	100.0%	3	75.0%	2	1
Disipline: Italian	25	24	13	6	7	54.17%	10	41.67%	6	4
Course:Literary Translation (DPTLL-LTRA-1F09)	25	24	13	6	7	54.17%	10	41.67%	6	4
Disipline: Russian And Slavonic Studies	21	18	13	7	6	72.22%	10	55.56%	6	4
Course:Comparative Literature (DPTEN-COLI-1F09)	21	18	13	7	6	72.22%	10	55.56%	6	4
School Of Linguistic, Speech & Communication Sc.	113	83	53	15	38	63.86%	40	48.19%	32	8

Course Structure Faculty>School>Discipline>Course>Subject	Num Applications	Num Offers Made	Num Accepted	Num Accepted Non-EU	Num Accepted EU	% Accepted Offers	Num Registered	% Registered Students	Num EU Registered	Num Non EU Registered
Disipline: Clinical Speech And Language Studies	43	30	20	1	19	66.67%	17	56.67%	16	1
Course:Clinical Speech and Language Studies (DPTLS-CSLS-1F09)	26	17	15	1	14	88.24%	12	70.59%	11	1
Course:Clinical Speech and Language Studies (DPTLS-CSLS-1P09)	17	13	5	0	5	38.46%	5	38.46%	5	0
Disipline: Centre For Language And Communication Studies	70	53	33	14	19	62.26%	23	43.4%	16	7
Course:Applied Linguistics (DPTLS-ALIN-1F09)	19	14	9	4	5	64.29%	5	35.71%	4	1
Course:Applied Linguistics (DPTLS-ALIN-1P09)	5	5	3	1	2	60.0%	2	40.0%	1	1
Course:English Language Teaching (DPTLS-ELTE-1F09)	15	7	4	3	1	57.14%	3	42.86%	1	2
Course:Linguistics (DPTLS-LING-1F09)	16	16	11	6	5	68.75%	8	50.0%	5	3
Course:Linguistics (DPTLS-LING-1P09)	1	1	1	0	1	100.0%	0	0.0%	0	0
Course:Speech and Language Processing (DPTLS-SLPR-1F09)	13	9	4	0	4	44.44%	4	44.44%	4	0
Course:Speech and Language Processing (DPTLS-SLPR-1P09)	1	1	1	0	1	100.0%	1	100.0%	1	0
School Of Law	242	203	129	19	110	63.55%	90	44.33%	79	11
Disipline: Law	242	203	129	19	110	63.55%	90	44.33%	79	11
Course:International and Comparative Law (DPTLW-ICLA-1F09)	46	38	22	5	17	57.89%	17	44.74%	14	3
Course:International and European Business Law (DPTLW-IEBL-1F09)	87	79	51	6	45	64.56%	35	44.3%	32	3
Course:Inter and Euro Intellectual Property Law (DPTLW-IEIP-1F09)	24	20	12	1	11	60.0%	12	60.0%	11	1
Course:Laws (DPTLW-LAWS-1F09)	85	66	44	7	37	66.67%	26	39.39%	22	4
School Of Psychology	254	159	105	17	88	66.04%	85	53.46%	70	15
Disipline: Psychology	254	159	105	17	88	66.04%	85	53.46%	70	15
Course:Applied Behaviour Analysis (DPDPS-ABAN-1F09)	29	24	19	3	16	79.17%	17	70.83%	14	3
Course:Psychology (DPGPS-PSYC-1F09)	55	40	21	1	20	52.5%	12	30.0%	11	1
Course:Applied Behaviour Analysis (DTPPS-ABAN-1F09)	4	4	4	0	4	100.0%	1	25.0%	1	0

Course Structure Faculty>School>Discipline>Course>Subject	Num Applications	Num Offers Made	Num Accepted	Num Accepted Non-EU	Num Accepted EU	% Accepted Offers	Num Registered	% Registered Students	Num EU Registered	Num Non EU Registered
Course:Applied Psychology (DPTPS-APSY-1F09)	133	60	35	6	29	58.33%	31	51.67%	26	5
Course:Clinical Supervision (DPTPS-CSUP-1P09)	10	8	6	0	6	75.0%	6	75.0%	6	0
Course:Psychology (Applied Behaviour Analysis) (DPTPS-PABA-1F09)	5	5	5	0	5	100.0%	5	100.0%	5	0
Course:Psychoanalytic Studies (DPTPS-PSYS-1F09)	18	18	15	7	8	83.33%	13	72.22%	7	6
School Of Religions, Theology And Ecumenics	149	142	102	30	72	71.83%	91	64.08%	66	25
Disipline: Irish School Of Ecumenics	149	142	102	30	72	71.83%	91	64.08%	66	25
Course:Conflict and Dispute Resolution Studies (DPDRE-CDRS-1P09)	27	26	23	0	23	88.46%	23	88.46%	23	0
Course:Conflict Resolution & Reconciliation (DPTRE-CRRE-1F09)	25	22	13	8	5	59.09%	13	59.09%	5	8
Course:Conflict Resolution & Reconciliation (DPTRE-CRRE-1P09)	3	2	2	1	1	100.0%	1	50.0%	1	0
Course:International Peace Studies (DPTRE-IPES-1F09)	60	58	40	16	24	68.97%	33	56.9%	21	12
Course:International Peace Studies (DPTRE-IPES-1P09)	4	4	3	0	3	75.0%	1	25.0%	1	0
Course:Intercultural Theology and Interreligious Studies (DPTRE-ITIS-1F09)	15	15	7	3	4	46.67%	6	40.0%	3	3
Course:Intercultural Theology and Interreligious Studies (DPTRE-ITIS-1P09)	1	1	0	0	0	0.0%	0	0.0%	0	0
Course:Theological Studies (DPTRE-THES-1P09)	10	10	10	1	9	100.0%	10	100.0%	9	1
Course:Theological Studies (DPTRE-THES-2P09)	4	4	4	1	3	100.0%	4	100.0%	3	1
School Of Social Sciences And Philosophy	243	175	98	22	76	56.0%	84	48.0%	68	16
Disipline: Economics	102	68	43	7	36	63.24%	31	45.59%	28	3
Course:Economics (DPTSP-ECON-1F09)	74	44	22	7	15	50.0%	12	27.27%	9	3
Course:Economics (DPTSP-ECON-1P09)	7	4	4	0	4	100.0%	2	50.0%	2	0
Course:Economic Policy Studies (DPTSP-EPOS-1P09)	21	20	17	0	17	85.0%	17	85.0%	17	0

Course Structure Faculty>School>Discipline>Course>Subject	Num Applications	Num Offers Made	Num Accepted	Num Accepted Non-EU	Num Accepted EU	% Accepted Offers	Num Registered	% Registered Students	Num EU Registered	Num Non EU Registered
Disipline: Political Science	102	69	35	10	25	50.72%	33	47.83%	25	8
Course:International Politics (DPTSP-IPOL-1F09)	69	44	18	5	13	40.91%	17	38.64%	13	4
Course:International Politics (DPTSP-IPOL-1P09)	5	2	1	0	1	50.0%	1	50.0%	1	0
Course:Politics and Public Policy (DPTSP-POLS-2F09)	26	21	14	4	10	66.67%	14	66.67%	10	4
Course:Politics and Public Policy (DPTSP-POLS-2P09)	2	2	2	1	1	100.0%	1	50.0%	1	0
Disipline: Sociology	39	38	20	5	15	52.63%	20	52.63%	15	5
Course:Race, Ethnicity, Conflict (DPTSP-RECO-1F09)	39	38	20	5	15	52.63%	20	52.63%	15	5
School Of Social Work And Social Policy	200	116	96	6	90	82.76%	85	73.28%	82	3
Disipline: Social Work And Social Policy	200	116	96	6	90	82.76%	85	73.28%	82	3
Course:Applied Social Studies (Online) (DPDSP-ASST-1O09)	51	45	39	1	38	86.67%	37	82.22%	36	1
Course:Child Protection and Welfare (DPDSW-CPWE-1P09)	14	13	12	1	11	92.31%	11	84.62%	11	0
Course:Applied Social Research (DPTSW-ASRE-1F09)	15	13	8	1	7	61.54%	6	46.15%	5	1
Course:Applied Social Research (DPTSW-ASRE-1P09)	15	13	10	0	10	76.92%	9	69.23%	9	0
Course:Disability Studies (DPTSW-DISS-1F09)	9	5	2	2	0	40.0%	0	0.0%	0	0
Course:Disability Studies (DPTSW-DISS-1P09)	3	1	1	0	1	100.0%	0	0.0%	0	0
Course:Social Work (DPTSW-SWOR-1F09)	93	26	24	1	23	92.31%	22	84.62%	21	1

Course Structure Faculty>School>Discipline>Course>Subject	Num Applications	Num Offers Made	Num Accepted	Num Accepted Non-EU	Num Accepted EU	% Accepted Offers	Num Registered	% Registered Students	Num EU Registered	Num Non EU Registered
Total Selected Applicants:	4,568	3,343	2,435	404	2031	72.84%	2,060	61.62%	1772	288
Faculty Of Engineering, Maths And Science	975	724	534	92	442	73.76%	473	65.33%	407	66
School Of Biochemistry And Immunology	67	35	19	4	15	54.29%	19	54.29%	15	4
Disipline: Immunology	67	35	19	4	15	54.29%	19	54.29%	15	4
Course:Immunology (DPTBI-MIMM-1F09)	67	35	19	4	15	54.29%	19	54.29%	15	4
School Of Computer Science And Statistics	430	306	234	45	189	76.47%	211	68.95%	178	33
Disipline: Computer Systems	307	184	122	36	86	66.3%	107	58.15%	80	27
Course:Creative and Cultural Entrepreneurship (DPTCS-CCEN-1F09)	23	17	10	2	8	58.82%	9	52.94%	7	2
Course:Creative and Cultural Entrepreneurship (DPTCS-CCEN-1P09)	5	4	4	0	4	100.0%	3	75.0%	3	0
Course:Health Informatics (DPTCS-HINF-1P09)	22	19	16	1	15	84.21%	15	78.95%	14	1
Course:Interactive Digital Media (DPTCS-IDME-1F09)	63	31	21	2	19	67.74%	20	64.52%	19	1
Course:Computer Science (Interactive Entertainment Tech.) (DPTCS-IETE-1F09)	48	31	16	8	8	51.61%	13	41.94%	8	5
Course:Management of Information Systems (DPTCS-MISY-1P09)	31	26	19	1	18	73.08%	17	65.38%	16	1
Course:Computer Science (Mobile and Ubiquitous Computing) (DPTCS-MUCO-1F09)	28	14	8	7	1	57.14%	5	35.71%	1	4
Course:Computer Science (Networks & Distributed Systems) (DPTCS-NDSY-1F09)	68	26	17	15	2	65.38%	15	57.69%	2	13
Course:Technology and Learning (DPTCS-TLEA-1P09)	19	16	11	0	11	68.75%	10	62.5%	10	0
Disipline: Statistics	123	122	112	9	103	91.8%	104	85.25%	98	6
Course:Statistics (DPCCS-STAT-1P09)	123	122	112	9	103	91.8%	104	85.25%	98	6
School Of Engineering	323	260	200	12	188	76.92%	183	70.38%	178	5
Disipline: Civil, Structural And Environmental Engineering	257	224	178	7	171	79.46%	163	72.77%	163	0
Course:Applied Building Repair and Conservation (DPDEG-ABRC-1P09)	18	18	10	0	10	55.56%	10	55.56%	10	0

Course Structure Faculty>School>Discipline>Course>Subject	Num Applications	Num Offers Made	Num Accepted	Num Accepted Non-EU	Num Accepted EU	% Accepted Offers	Num Registered	% Registered Students	Num EU Registered	Num Non EU Registered
Course:Construction Law and Contract Administration (DPDEG-CLCA-1P09)	41	32	27	0	27	84.38%	26	81.25%	26	0
Course:Environmental Engineering (DPDEG-EENG-1P09)	21	21	15	0	15	71.43%	15	71.43%	15	0
Course:Fire Safety Practice (DPDEG-FSPR-1P09)	20	20	18	0	18	90.0%	18	90.0%	18	0
Course:Health and Safety in Construction (DPDEG-HSCO-1P09)	12	12	8	0	8	66.67%	7	58.33%	7	0
Course:Project Management (DPDEG-PMAN-1P09)	73	72	63	0	63	87.5%	61	84.72%	61	0
Course:Sustainable Energy (DPDEG-SENE-1P09)	12	12	11	0	11	91.67%	11	91.67%	11	0
Course:Engineering (Environmental) (DPTEG-ENEN-1F09)	15	9	6	1	5	66.67%	4	44.44%	4	0
Course:Engineering (Environmental) (DPTEG-ENEN-1P09)	7	5	4	0	4	80.0%	4	80.0%	4	0
Course:Engineering (Structural and Geotechnical) (DPTEG-ENSG-1F09)	22	16	11	4	7	68.75%	4	25.0%	4	0
Course:Engineering (Structural and Geotechnical) (DPTEG-ENSG-1P09)	6	4	3	0	3	75.0%	3	75.0%	3	0
Course:Engineering (Transportation) (DPTEG-ENTR-1F09)	9	3	2	2	0	66.67%	0	0.0%	0	0
Course:Engineering (Transporation) (DPTEG-ENTR-1P09)	1	0	0	0	0	0.0%	0	0.0%	0	0
Disipline: Electronic And Electrical Engineering	25	16	9	0	9	56.25%	8	50.0%	8	0
Course:Music & Media Technologies (DPDEG-MMTE-1F09)	25	16	9	0	9	56.25%	8	50.0%	8	0
Disipline: Mechanical And Manufacturing Engineering	41	20	13	5	8	65.0%	12	60.0%	7	5
Course:Bioengineering (DPTEG-BIOE-1F09)	37	19	12	5	7	63.16%	12	63.16%	7	5
Course:Bioengineering (DPTEG-BIOE-1P09)	4	1	1	0	1	100.0%	0	0.0%	0	0
School Of Mathematics	32	28	19	3	16	67.86%	14	50.0%	12	2
Disipline: Mathematics	32	28	19	3	16	67.86%	14	50.0%	12	2
Course:High Performance Computing (DPTMA-HPCO-1F09)	32	28	19	3	16	67.86%	14	50.0%	12	2

Course Structure Faculty>School>Discipline>Course>Subject	Num Applications	Num Offers Made	Num Accepted	Num Accepted Non-EU	Num Accepted EU	% Accepted Offers	Num Registered	% Registered Students	Num EU Registered	Num Non EU Registered
School Of Natural Sciences	123	95	62	28	34	65.26%	46	48.42%	24	22
Disipline: Botany	43	21	16	7	9	76.19%	14	66.67%	7	7
Course:Biodiversity and Conservation (DPTNS-BCON-1F09)	43	21	16	7	9	76.19%	14	66.67%	7	7
Disipline: Geography	80	74	46	21	25	62.16%	32	43.24%	17	15
Course:Development Practice (DPTNS-DPRA-1F09)	51	50	33	17	16	66.0%	22	44.0%	10	12
Course:Environmental Sciences (DPTNS-ENVS-1F09)	29	24	13	4	9	54.17%	10	41.67%	7	3

Course Structure Faculty>School>Discipline>Course>Subject	Num Applications	Num Offers Made	Num Accepted	Num Accepted Non-EU	Num Accepted EU	% Accepted Offers	Num Registered	% Registered Students	Num EU Registered	Num Non EU Registered
Total Selected Applicants:	4,568	3,343	2,435	404	2031	72.84%	2,060	61.62%	1772	288
Faculty Of Health Sciences	781	568	445	40	405	78.35%	391	68.84%	365	26
School Of Dental Science	29	17	16	0	16	94.12%	16	94.12%	16	0
Disipline: Oral Biosciences	29	17	16	0	16	94.12%	16	94.12%	16	0
Course:Clinical Dental Technology (DPDDE-CDTE-1P09)	15	8	8	0	8	100.0%	8	100.0%	8	0
Course:Conscious Sedation in Dentistry (DPDDE-CSED-1P09)	13	9	8	0	8	88.89%	8	88.89%	8	0
Course:Special Care Dentistry (DPDDE-SCDE-1P09)	1	0	0	0	0	0.0%	0	0.0%	0	0
School Of Medicine	419	301	225	35	190	74.75%	197	65.45%	175	22
Disipline: Anatomy	15	12	8	0	8	66.67%	8	66.67%	8	0
Course:Sports and Exercise Medicine (DPTMD-SMED-1F09)	15	12	8	0	8	66.67%	8	66.67%	8	0
Disipline: Clinical Microbiology	17	12	12	4	8	100.0%	10	83.33%	7	3
Course:Healthcare Infection Management (DPTMD-HIMA-1F09)	13	9	9	4	5	100.0%	7	77.78%	4	3
Course:Healthcare Infection Management (DPTMD-HIMA-1P09)	4	3	3	0	3	100.0%	3	100.0%	3	0
Disipline: Clinical Medicine	162	131	100	12	88	76.34%	88	67.18%	81	7
Course:Molecular Medicine (DPDMD-MMED-1P09)	1	0	0	0	0	0.0%	0	0.0%	0	0
Course:Biomedical Sciences (Intercalated) (DPTMD-BIOS-1F09)	24	22	21	0	21	95.45%	20	90.91%	20	0
Course:Cardiology (DPTMD-CARD-2P09)	1	0	0	0	0	0.0%	0	0.0%	0	0
Course:Clinical Chemistry (DPTMD-CCHE-1P09)	13	9	5	0	5	55.56%	4	44.44%	4	0
Course:Health Services Management (DPTMD-HSMA-1P09)	33	27	25	0	25	92.59%	25	92.59%	25	0
Course:Medicine (DPTMD-MEDI-1F09)	9	5	3	3	0	60.0%	3	60.0%	0	3
Course:Medicine (DPTMD-MEDI-1P09)	3	3	2	0	2	66.67%	1	33.33%	1	0
Course:Medical Imaging (DPTMD-MIMA-1P09)	22	20	17	3	14	85.0%	13	65.0%	12	1
Course:Molecular Medicine (DPTMD-MMED-1P09)	3	2	2	0	2	100.0%	2	100.0%	2	0
Course:Molecular Medicine (DPTMD-MMED-3F09)	44	37	21	6	15	56.76%	16	43.24%	13	3
Course:Physical Sciences in Medicine (DPTMD-PSME-1F09)	9	6	4	0	4	66.67%	4	66.67%	4	0

Course Structure Faculty>School>Discipline>Course>Subject	Num Applications	Num Offers Made	Num Accepted	Num Accepted Non-EU	Num Accepted EU	% Accepted Offers	Num Registered	% Registered Students	Num EU Registered	Num Non EU Registered
Disipline: Physiology	62	36	21	6	15	58.33%	17	47.22%	14	3
Course:Exercise Physiology (DPTMD-EPHY-1P09)	19	13	5	0	5	38.46%	5	38.46%	5	0
Course:Neuroscience (DPTMD-NEUR-1F09)	43	23	16	6	10	69.57%	12	52.17%	9	3
Disipline: Pharmacology And Therapeutics	21	17	16	1	15	94.12%	16	94.12%	15	1
Course:Pharmaceutical Medicine (DPDMD-PMED-1P09)	2	1	1	0	1	100.0%	1	100.0%	1	0
Course:Pharmaceutical Medicine (DPTMD-PMED-1P09)	19	16	15	1	14	93.75%	15	93.75%	14	1
Disipline: Psychiatry	45	14	11	0	11	78.57%	11	78.57%	11	0
Course:Cognitive Psychotherapy (DPDMD-CPSY-1P09)	40	14	11	0	11	78.57%	11	78.57%	11	0
Course:Biological Psychiatry (DPTMD-BPSY-1P09)	2	0	0	0	0	0.0%	0	0.0%	0	0
Course:Cognitive Psychotherapy (DPTMD-CPSY-1P09)	2	0	0	0	0	0.0%	0	0.0%	0	0
Course:Psychoanalytic Psychotherapy (DPTMD-PPSY-2P09)	1	0	0	0	0	0.0%	0	0.0%	0	0
Disipline: Physiotherapy	15	8	4	4	0	50.0%	3	37.5%	0	3
Course:Cardiovascular Rehabilitation and Prevention (DPTMD-CRPR-1F09)	3	0	0	0	0	0.0%	0	0.0%	0	0
Course:Cardiovascular Rehabilitation and Prevention (DPTMD-CRPR-1P09)	1	0	0	0	0	0.0%	0	0.0%	0	0
Course:Respiratory Physiotherapy (DPTMD-RPHY-1F09)	10	7	4	4	0	57.14%	3	42.86%	0	3
Course:Respiratory Physiotherapy (DPTMD-RPHY-1P09)	1	1	0	0	0	0.0%	0	0.0%	0	0
Disipline: Public Health And Primary Care	38	30	23	5	18	76.67%	23	76.67%	18	5
Course:Certificate in Implementation Science (DPCMD-ISCI-1P09)	10	9	6	0	6	66.67%	6	66.67%	6	0
Course:Global Health (DPTMD-GHEA-1F09)	25	18	14	5	9	77.78%	14	77.78%	9	5
Course:Global Health (DPTMD-GHEA-1P09)	3	3	3	0	3	100.0%	3	100.0%	3	0
Disipline: Radiation Therapy	10	10	5	3	2	50.0%	0	0.0%	0	0
Course:Advanced Radiotherapy Practice (DPTMD-ARPR-1P09)	5	5	4	3	1	80.0%	0	0.0%	0	0
Course:Advanced Radiotherapy Practice (Rad Therapy Plan) (DPTMD-ARPT-1P09)	5	5	1	0	1	20.0%	0	0.0%	0	0

Course Structure Faculty>School>Discipline>Course>Subject	Num Applications	Num Offers Made	Num Accepted	Num Accepted Non-EU	Num Accepted EU	% Accepted Offers	Num Registered	% Registered Students	Num EU Registered	Num Non EU Registered
Disipline: Surgery	34	31	25	0	25	80.65%	21	67.74%	21	0
Course:Translational Oncology (DPTMD-TONC-1F09)	33	31	25	0	25	80.65%	21	67.74%	21	0
Course:Translational Oncology (DPTMD-TONC-1P09)	1	0	0	0	0	0.0%	0	0.0%	0	0
School Of Nursing And Midwifery	274	202	162	3	159	80.2%	142	70.3%	140	2
Disipline: Nursing And Midwifery	274	202	162	3	159	80.2%	142	70.3%	140	2
Course:Dementia (Online) (DPCNM-DEME-1O09)	6	0	0	0	0	0.0%	0	0.0%	0	0
Course:Nursing (Nursing/ Midwife Prescribing) (DPCNM-NMPPR-1P09)	2	2	2	0	2	100.0%	2	100.0%	2	0
Course:Specialist Practice (DPCNM-SPRA-1P09)	3	1	1	0	1	100.0%	1	100.0%	1	0
Course:Children's Nursing (DPGNN-CNUR-1F09)	28	7	7	0	7	100.0%	7	100.0%	7	0
Course:Midwifery (DPGNN-MIDW-1F03)	29	1	1	0	1	100.0%	0	0.0%	0	0
Course:Nursing - Accident and Emergency (SIH) (DPTNM-AEJA-1P09)	10	10	7	0	7	70.0%	6	60.0%	6	0
Course:Nursing - Accident and Emergency Nursing (Other) (DPTNM-AEOT-1P09)	1	1	0	0	0	0.0%	0	0.0%	0	0
Course:Nursing - Accident and Emergency Nursing (AMNCH) (DPTNM-AETA-1P09)	2	2	2	0	2	100.0%	2	100.0%	2	0
Course:Advanced Nurse Practitioner - Emergency Dept (DPTNM-ANED-1P09)	15	13	10	0	10	76.92%	8	61.54%	8	0
Course:Nursing - Cancer Care (St James' Hospital) (DPTNM-CAJA-1P09)	2	0	0	0	0	0.0%	0	0.0%	0	0
Course:Nursing - Cancer Care (Other) (DPTNM-CAOT-1P09)	2	2	2	0	2	100.0%	1	50.0%	1	0
Course:Nursing - Cancer Care and Haematology (Other) (DPTNM-CHOT-1P09)	1	1	1	0	1	100.0%	1	100.0%	1	0
Course:Clinical Health Sciences Education (DPTNM-CHSE-1P09)	14	14	13	0	13	92.86%	10	71.43%	10	0
Course:Nursing (Child Health and Wellbeing) (DPTNM-CHWE-1F09)	1	1	1	0	1	100.0%	1	100.0%	1	0

Course Structure Faculty>School>Discipline>Course>Subject	Num Applications	Num Offers Made	Num Accepted	Num Accepted Non-EU	Num Accepted EU	% Accepted Offers	Num Registered	% Registered Students	Num EU Registered	Num Non EU Registered
Course:Nursing (Child Health and Wellbeing) (DPTNM-CHWE-1P09)	4	4	3	0	3	75.0%	3	75.0%	3	0
Course:Dementia (DPTNM-DEME-1F09)	3	3	3	0	3	100.0%	2	66.67%	2	0
Course:Dementia (DPTNM-DEME-1P09)	17	17	14	0	14	82.35%	13	76.47%	13	0
Course:Gerontological Nursing (DPTNM-GTNU-1P09)	20	18	13	0	13	72.22%	12	66.67%	12	0
Course:Nursing - Haematology Nursing (AMNCH) (DPTNM-HATA-1P09)	9	8	6	0	6	75.0%	6	75.0%	6	0
Course:Nursing - Intensive Care Nursing (SJH) (DPTNM-ICJA-1P09)	11	11	7	0	7	63.64%	7	63.64%	7	0
Course:Nursing - Intensive Care Nursing (Other) (DPTNM-ICOT-1P09)	2	2	2	0	2	100.0%	2	100.0%	2	0
Course:Nursing - Intensive Care Nursing (AMNCH) (DPTNM-ICTA-1P09)	5	4	2	0	2	50.0%	2	50.0%	2	0
Course:Mental Health - Child Adolescent and Family (DPTNM-MCAF-1P09)	4	2	2	0	2	100.0%	0	0.0%	0	0
Course:Mental Health (DPTNM-MHEA-1F09)	6	6	4	2	2	66.67%	4	66.67%	2	2
Course:Mental Health (DPTNM-MHEA-1P09)	33	33	28	0	28	84.85%	24	72.73%	24	0
Course:Midw ifery (DPTNM-MIDW-1P09)	2	1	1	0	1	100.0%	0	0.0%	0	0
Course:Nursing (DPTNM-NURS-1F09)	2	2	2	1	1	100.0%	1	50.0%	1	0
Course:Nursing (DPTNM-NURS-1P09)	6	5	3	0	3	60.0%	2	40.0%	2	0
Course:Palliative Care (DPTNM-PCAR-1P09)	15	14	12	0	12	85.71%	12	85.71%	12	0
Course:Nursing - Peri-operative Nursing (SJH) (DPTNM-PNUA-1P09)	9	8	7	0	7	87.5%	7	87.5%	7	0
Course:Nursing - Peri-operative Nursing (AMNCH) (DPTNM-PNTA-1P09)	4	4	3	0	3	75.0%	3	75.0%	3	0

Course Structure Faculty>School>Discipline>Course>Subject	Num Applications	Num Offers Made	Num Accepted	Num Accepted Non-EU	Num Accepted EU	% Accepted Offers	Num Registered	% Registered Students	Num EU Registered	Num Non EU Registered
Course:Nursing - Renal Nursing (Other) (DPTNM-REOT-1P09)	3	2	1	0	1	50.0%	1	50.0%	1	0
Course:Nursing - Renal Nursing (AMNCH) (DPTNM-RETA-1P09)	3	3	2	0	2	66.67%	2	66.67%	2	0
School Of Pharmacy And Pharmaceutical Sciences	59	48	42	2	40	87.5%	36	75.0%	34	2
Disipline: Pharmacy And Pharmaceutical Sciences	59	48	42	2	40	87.5%	36	75.0%	34	2
Course:Community Pharmacy (DPTPH-CPHA-2P09)	6	6	5	0	5	83.33%	4	66.67%	4	0
Course:Pharmaceutical Analysis (DPTPH-PANA-1F09)	19	10	6	2	4	60.0%	6	60.0%	4	2
Course:Pharmaceutical Analysis (DPTPH-PANA-1P09)	5	3	2	0	2	66.67%	1	33.33%	1	0
Course:Pharmaceutical Manufacturing Technology (DPTPH-PMTE-2P01)	29	29	29	0	29	100.0%	25	86.21%	25	0

Appendix 7b: Application data for Postgraduate Doctorate applications processed through SITS for 2014/2015 (data as of 10 March 2015)

Course Structure Faculty>School>Discipline>Course>Subject	Num Applications	Num Offers Made	Num Accepted	Num Accepted Non-EU	Num Accepted EU	% Accepted Offers	Num Registered	% Registered Students	Num EU Registered	Num Non EU Registered
Total Selected Applicants:	944	472	429	93	336	90.89%	324	68.64%	268	56
Faculty Of Arts, Humanities And Social Sciences	572	231	202	36	166	87.45%	146	63.2%	125	21
School Of Business	38	11	11	3	8	100.0%	8	72.73%	6	2
Disipline: Business	38	11	11	3	8	100.0%	8	72.73%	6	2
Course:PhD in Business (DPRBU-BUSI-2P03)	1	1	1	0	1	100.0%	1	100.0%	1	0
Course:PhD in Business (DPRBU-BUSI-2P09)	4	2	2	0	2	100.0%	2	100.0%	2	0
Course:PhD in Business (DPRBU-BUSI-4F03)	11	1	1	0	1	100.0%	0	0.0%	0	0
Course:PhD in Business (DPRBU-BUSI-4F09)	22	7	7	3	4	100.0%	5	71.43%	3	2
School Of Drama, Film And Music	10	6	5	2	3	83.33%	5	83.33%	3	2
Disipline: Drama	7	5	4	2	2	80.0%	4	80.0%	2	2
Course:PhD in Drama (DPRDM-DRAM-2P09)	1	0	0	0	0	0.0%	0	0.0%	0	0
Course:PhD in Drama (DPRDM-DRAM-4F09)	6	5	4	2	2	80.0%	4	80.0%	2	2
Disipline: Music	3	1	1	0	1	100.0%	1	100.0%	1	0
Course:PhD in Music (DPRDM-MUSI-4F03)	1	0	0	0	0	0.0%	0	0.0%	0	0
Course:PhD in Music (DPRDM-MUSI-4F09)	2	1	1	0	1	100.0%	1	100.0%	1	0
School Of Education	47	26	22	2	20	84.62%	18	69.23%	17	1
Disipline: Education	47	26	22	2	20	84.62%	18	69.23%	17	1
Course:PhD in Education (DPRED-EDUC-2P09)	5	5	4	0	4	80.0%	4	80.0%	4	0
Course:PhD in Education (DPRED-EDUC-4F03)	2	0	0	0	0	0.0%	0	0.0%	0	0
Course:PhD in Education (DPRED-EDUC-4F09)	11	9	9	2	7	100.0%	5	55.56%	4	1
Course:Education (DPSED-EDUC-1F09)	29	12	9	0	9	75.0%	9	75.0%	9	0
School Of English	32	20	16	3	13	80.0%	11	55.0%	10	1
Disipline: English	32	20	16	3	13	80.0%	11	55.0%	10	1

Course:PhD in English (DPREN-ENGL-4F03)	3	1	1	0	1	100.0%	0	0.0%	0	0
Course:PhD in English (DPREN-ENGL-4F09)	29	19	15	3	12	78.95%	11	57.89%	10	1

Course Structure Faculty>School>Discipline>Course>Subject	Num Applications	Num Offers Made	Num Accepted	Num Accepted Non-EU	Num Accepted EU	% Accepted Offers	Num Registered	% Registered Students	Num EU Registered	Num Non EU Registered
School Of Histories And Humanities	43	38	33	4	29	86.84%	24	63.16%	21	3
Disipline: Classics	9	9	6	0	6	66.67%	2	22.22%	2	0
Course:PhD in Classics (DPRHH-CLAS-4F03)	1	1	1	0	1	100.0%	0	0.0%	0	0
Course:PhD in Classics (DPRHH-CLAS-4F09)	8	8	5	0	5	62.5%	2	25.0%	2	0
Disipline: History Of Art	7	6	6	2	4	100.0%	6	100.0%	4	2
Course:PhD in History of Art (DPRHH-HART-4F03)	2	2	2	1	1	100.0%	2	100.0%	1	1
Course:PhD in History of Art (DPRHH-HART-4F09)	5	4	4	1	3	100.0%	4	100.0%	3	1
Disipline: History	27	23	21	2	19	91.3%	16	69.57%	15	1
Course:PhD in History (DPRHH-HISY-2F09)	1	0	0	0	0	0.0%	0	0.0%	0	0
Course:PhD in History (DPRHH-HISY-4F03)	2	1	1	0	1	100.0%	1	100.0%	1	0
Course:PhD in History (DPRHH-HISY-4F09)	24	22	20	2	18	90.91%	15	68.18%	14	1
School Of Languages,Literatures & Cultural Studies	15	13	13	1	12	100.0%	11	84.62%	10	1
Disipline: French	1	1	1	0	1	100.0%	1	100.0%	1	0
Course:PhD in French (DPRLL-FREN-4F09)	1	1	1	0	1	100.0%	1	100.0%	1	0
Disipline: Germanic Studies	3	3	3	0	3	100.0%	3	100.0%	3	0
Course:PhD in Germanic Studies (DPRLL-GRMS-4F09)	3	3	3	0	3	100.0%	3	100.0%	3	0
Disipline: Irish And Celtic Languages	1	1	1	0	1	100.0%	1	100.0%	1	0
Course:PhD in Irish & Celtic Studies (DPRLL-IRCS-4F09)	1	1	1	0	1	100.0%	1	100.0%	1	0
Disipline: Italian	4	4	4	1	3	100.0%	3	75.0%	2	1
Course:PhD in Italian (DPRLL-ITAL-4F09)	4	4	4	1	3	100.0%	3	75.0%	2	1
Disipline: Near And Middle Eastern Studies	4	3	3	0	3	100.0%	2	66.67%	2	0
Course:PhD Near and Middle Eastern Studies (DPRLL-NMES-1F03)	1	1	1	0	1	100.0%	1	100.0%	1	0
Course:PhD Near and Middle Eastern Studies (DPRLL-NMES-2F03)	1	1	1	0	1	100.0%	1	100.0%	1	0
Course:PhD Near and Middle Eastern Studies (DPRLL-NMES-2F09)	2	1	1	0	1	100.0%	0	0.0%	0	0

Course Structure Faculty>School>Discipline>Course>Subject	Num Applications	Num Offers Made	Num Accepted	Num Accepted Non-EU	Num Accepted EU	% Accepted Offers	Num Registered	% Registered Students	Num EU Registered	Num Non EU Registered
Disipline: Russian And Slavonic Studies	1	1	1	0	1	100.0%	1	100.0%	1	0
Course:PhD in Russian & Slavonic Studies (DPRLL-RUSS-4F09)	1	1	1	0	1	100.0%	1	100.0%	1	0
Disipline: Hispanic Studies	1	0	0	0	0	0.0%	0	0.0%	0	0
Course:PhD in Hispanic Studies (DPRLL-SPAN-4F09)	1	0	0	0	0	0.0%	0	0.0%	0	0
School Of Linguistic, Speech & Communication Sc.	21	16	16	5	11	100.0%	9	56.25%	7	2
Disipline: Clinical Speech And Language Studies	4	3	3	1	2	100.0%	1	33.33%	0	1
Disipline: Centre For Language And Communication Studies	17	13	13	4	9	100.0%	8	61.54%	7	1
School Of Law	15	10	9	2	7	90.0%	7	70.0%	6	1
Disipline: Law	15	10	9	2	7	90.0%	7	70.0%	6	1
School Of Psychology	239	50	43	6	37	86.0%	32	64.0%	29	3
Disipline: Psychology	239	50	43	6	37	86.0%	32	64.0%	29	3
School Of Religions, Theology And Ecumenics	22	11	9	4	5	81.82%	4	36.36%	3	1
Disipline: Irish School Of Ecumenics	17	8	7	4	3	87.5%	4	50.0%	3	1
Disipline: Religions And Theology	5	3	2	0	2	66.67%	0	0.0%	0	0
School Of Social Sciences And Philosophy	81	23	18	4	14	78.26%	11	47.83%	7	4
Disipline: Economics	29	11	8	3	5	72.73%	6	54.55%	3	3
Disipline: Philosophy	10	5	4	0	4	80.0%	0	0.0%	0	0
Disipline: Political Science	31	3	2	0	2	66.67%	2	66.67%	2	0
Disipline: Sociology	11	4	4	1	3	100.0%	3	75.0%	2	1
School Of Social Work And Social Policy	9	7	7	0	7	100.0%	6	85.71%	6	0
Disipline: Social Work And Social Policy	9	7	7	0	7	100.0%	6	85.71%	6	0

Course Structure Faculty>School>Discipline>Course>Subject	Num Applications	Num Offers Made	Num Accepted	Num Accepted Non-EU	Num Accepted EU	% Accepted Offers	Num Registered	% Registered Students	Num EU Registered	Num Non EU Registered
Total Selected Applicants:	944	472	429	93	336	90.89%	324	68.64%	268	56
Faculty Of Engineering, Maths And Science	210	164	154	38	116	93.9%	130	79.27%	104	26
School Of Biochemistry And Immunology	26	24	23	6	17	95.83%	21	87.5%	16	5
Disipline: Biochemistry	26	24	23	6	17	95.83%	21	87.5%	16	5
Course:PhD in Biochemistry (DPRBI-BIOC-2P09)	1	1	1	0	1	100.0%	0	0.0%	0	0
Course:PhD in Biochemistry (DPRBI-BIOC-4F03)	1	0	0	0	0	0.0%	0	0.0%	0	0
Course:PhD in Biochemistry (DPRBI-BIOC-4F09)	7	7	6	2	4	85.71%	6	85.71%	4	2
Course:PhD in Immunology (DPRBI-IMMU-2P09)	1	1	1	0	1	100.0%	1	100.0%	1	0
Course:PhD in Immunology (DPRBI-IMMU-4F03)	3	3	3	3	0	100.0%	2	66.67%	0	2
Course:PhD in Immunology (DPRBI-IMMU-4F09)	13	12	12	1	11	100.0%	12	100.0%	11	1
School Of Chemistry	35	30	29	1	28	96.67%	26	86.67%	25	1
Disipline: Chemistry	35	30	29	1	28	96.67%	26	86.67%	25	1
Course:PhD in Chemistry (DPRCH-CHEM-4F03)	5	2	2	0	2	100.0%	0	0.0%	0	0
Course:PhD in Chemistry (DPRCH-CHEM-4F09)	30	28	27	1	26	96.43%	26	92.86%	25	1
School Of Computer Science And Statistics	34	27	25	9	16	92.59%	20	74.07%	15	5
Disipline: Computer Systems	31	24	23	9	14	95.83%	18	75.0%	13	5
Disipline: Statistics	3	3	2	0	2	66.67%	2	66.67%	2	0
School Of Engineering	36	27	26	10	16	96.3%	22	81.48%	15	7
Disipline: Civil, Structural And Environmental Engineering	19	14	13	6	7	92.86%	10	71.43%	6	4
Disipline: Electronic And Electrical Engineering	7	4	4	1	3	100.0%	4	100.0%	3	1
Disipline: Mechanical And Manufacturing Engineering	10	9	9	3	6	100.0%	8	88.89%	6	2
School Of Genetics And Microbiology	13	9	6	0	6	66.67%	6	66.67%	6	0
Disipline: Genetics	8	8	5	0	5	62.5%	5	62.5%	5	0
Disipline: Microbiology	5	1	1	0	1	100.0%	1	100.0%	1	0
School Of Mathematics	5	3	3	0	3	100.0%	3	100.0%	3	0
Disipline: Mathematics	5	3	3	0	3	100.0%	3	100.0%	3	0
School Of Natural Sciences	37	23	22	8	14	95.65%	14	60.87%	9	5
Disipline: Botany	7	4	4	3	1	100.0%	3	75.0%	1	2
Disipline: Geography	11	5	4	1	3	80.0%	4	80.0%	3	1
Disipline: Geology	14	10	10	3	7	100.0%	3	30.0%	2	1
Disipline: Zoology	5	4	4	1	3	100.0%	4	100.0%	3	1
School Of Physics	24	21	20	4	16	95.24%	18	85.71%	15	3
Disipline: Physics	24	21	20	4	16	95.24%	18	85.71%	15	3

Course Structure Faculty>School>Discipline>Course>Subject	Num Applications	Num Offers Made	Num Accepted	Num Accepted Non-EU	Num Accepted EU	% Accepted Offers	Num Registered	% Registered Students	Num EU Registered	Num Non EU Registered
Total Selected Applicants :	944	472	429	93	336	90.89%	324	68.64%	268	56
Faculty Of Health Sciences	162	77	73	19	54	94.81%	48	62.34%	39	9
School Of Dental Science	56	10	10	6	4	100.0%	10	100.0%	4	6
Disipline: Oral Biosciences	56	10	10	6	4	100.0%	10	100.0%	4	6
School Of Medicine	79	48	45	8	37	93.75%	28	58.33%	26	2
Disipline: Anatomy	2	1	1	1	0	100.0%	0	0.0%	0	0
Disipline: Clinical Microbiology	1	1	1	0	1	100.0%	1	100.0%	1	0
Disipline: Clinical Medicine	37	27	26	3	23	96.3%	15	55.56%	14	1
Disipline: Haematology	2	0	0	0	0	0.0%	0	0.0%	0	0
Disipline: Histopathology And Morbid Anatomy	2	1	1	0	1	100.0%	1	100.0%	1	0
Disipline: Health Policy And Management	1	0	0	0	0	0.0%	0	0.0%	0	0
Disipline: Medical Gerontology	2	1	1	0	1	100.0%	1	100.0%	1	0
Disipline: Immunology (Medicine)	2	0	0	0	0	0.0%	0	0.0%	0	0
Disipline: Occupational Therapy	1	1	1	0	1	100.0%	1	100.0%	1	0
Disipline: Paediatrics	2	0	0	0	0	0.0%	0	0.0%	0	0
Disipline: Physiology	6	4	3	1	2	75.0%	3	75.0%	2	1
Disipline: Pharmacology And Therapeutics	2	1	1	0	1	100.0%	1	100.0%	1	0
Disipline: Psychiatry	5	4	4	1	3	100.0%	2	50.0%	2	0
Disipline: Physiotherapy	7	4	4	2	2	100.0%	1	25.0%	1	0
Disipline: Public Health And Primary Care	7	3	2	0	2	66.67%	2	66.67%	2	0
School Of Nursing And Midw ifery	11	9	8	1	7	88.89%	3	33.33%	3	0
Disipline: Nursing And Midw ifery	11	9	8	1	7	88.89%	3	33.33%	3	0
School Of Pharmacy And Pharmaceutical Sciences	16	10	10	4	6	100.0%	7	70.0%	6	1
Disipline: Pharmacy And Pharmaceutical Sciences	16	10	10	4	6	100.0%	7	70.0%	6	1

Appendix 7c: Application data for Postgraduate Research applications processed through SITS for 2014/2015 (data as of 10 March 2015)

Course Structure Faculty>School>Discipline>Course>Subject	Num Applications	Num Offers Made	Num Accepted	Num Accepted Non-EU	Num Accepted EU	% Accepted Offers	Num Registered	% Registered Students	Num EU Registered	Num Non EU Registered
Total Selected Applicants:	98	48	47	8	39	97.92%	38	79.17%	34	4
Faculty Of Arts, Humanities And Social Sciences	30	10	10	2	8	100.0%	7	70.0%	6	1
School Of Business	5	0	0	0	0	0.0%	0	0.0%	0	0
Disipline: Business	5	0	0	0	0	0.0%	0	0.0%	0	0
Course:MLitt in Business (DPMBU-BUML-2P09)	1	0	0	0	0	0.0%	0	0.0%	0	0
Course:MLitt in Business (DPMBU-BUML-3F03)	1	0	0	0	0	0.0%	0	0.0%	0	0
Course:MSc in Business (DPMBU-BUMS-3F03)	2	0	0	0	0	0.0%	0	0.0%	0	0
Course:MSc in Business (DPMBU-BUMS-3F09)	1	0	0	0	0	0.0%	0	0.0%	0	0
School Of Drama, Film And Music	3	2	2	0	2	100.0%	2	100.0%	2	0
Disipline: Drama	1	1	1	0	1	100.0%	1	100.0%	1	0
Course:MLitt in Drama (DPMDM-DRAM-3F09)	1	1	1	0	1	100.0%	1	100.0%	1	0
Disipline: Music	2	1	1	0	1	100.0%	1	100.0%	1	0
Course:MLitt in Music (DPMDM-MUSI-3F09)	2	1	1	0	1	100.0%	1	100.0%	1	0
School Of English	3	1	1	0	1	100.0%	1	100.0%	1	0
Disipline: English	3	1	1	0	1	100.0%	1	100.0%	1	0
Course:MLitt in English (DPMEN-ENGL-3F09)	3	1	1	0	1	100.0%	1	100.0%	1	0
School Of Histories And Humanities	2	1	1	0	1	100.0%	0	0.0%	0	0
Disipline: Classics	1	0	0	0	0	0.0%	0	0.0%	0	0
Course:MLitt in Classics (DPMHH-CLAS-3F09)	1	0	0	0	0	0.0%	0	0.0%	0	0
Disipline: History Of Art	1	1	1	0	1	100.0%	0	0.0%	0	0
Course:MLitt in History of Art (DPMHH-HART-2P03)	1	1	1	0	1	100.0%	0	0.0%	0	0
School Of Languages,Literatures & Cultural Studies	3	1	1	0	1	100.0%	1	100.0%	1	0
Disipline: French	1	0	0	0	0	0.0%	0	0.0%	0	0
Course:MLitt in French (DPMLL-FREN-2P03)	1	0	0	0	0	0.0%	0	0.0%	0	0
Disipline: Near And Middle Eastern Studies	2	1	1	0	1	100.0%	1	100.0%	1	0
Course:MLitt Near and Middle Eastern Studies (DPMLL-NMES-1F09)	2	1	1	0	1	100.0%	1	100.0%	1	0
School Of Linguistic, Speech & Communication Sc.	3	0	0	0	0	0.0%	0	0.0%	0	0
Disipline: Centre For Language And Communication Studies	3	0	0	0	0	0.0%	0	0.0%	0	0

Course Structure Faculty>School>Discipline>Course>Subject	Num Applications	Num Offers Made	Num Accepted	Num Accepted Non-EU	Num Accepted EU	% Accepted Offers	Num Registered	% Registered Students	Num EU Registered	Num Non EU Registered
Course:MSc in Centre for Language & Communication studies (DPMLS-LCMS-2F03)	1	0	0	0	0	0.0%	0	0.0%	0	0
Course:MLitt in Centre for Language & Communication Sci (DPMLS-LCOS-3F03)	2	0	0	0	0	0.0%	0	0.0%	0	0
School Of Law	4	2	2	0	2	100.0%	2	100.0%	2	0
Disipline: Law	4	2	2	0	2	100.0%	2	100.0%	2	0
Course:MLitt in LAW (DPMLW-LAWS-2P09)	1	1	1	0	1	100.0%	1	100.0%	1	0
Course:MLitt in LAW (DPMLW-LAWS-3F03)	1	0	0	0	0	0.0%	0	0.0%	0	0
Course:MLitt in LAW (DPMLW-LAWS-3F09)	2	1	1	0	1	100.0%	1	100.0%	1	0
School Of Psychology	2	0	0	0	0	0.0%	0	0.0%	0	0
Disipline: Psychology	2	0	0	0	0	0.0%	0	0.0%	0	0
Course:MSc in Psychology (DPMPS-PSMS-2P03)	1	0	0	0	0	0.0%	0	0.0%	0	0
Course:MSc in Psychology (DPMPS-PSMS-3F09)	1	0	0	0	0	0.0%	0	0.0%	0	0
School Of Religions, Theology And Ecumenics	3	3	3	2	1	100.0%	1	33.33%	0	1
Disipline: Irish School Of Ecumenics	3	3	3	2	1	100.0%	1	33.33%	0	1
Course:MLitt in Irish School of Ecumenics (DPMMF-ECUM-3F09)	1	1	1	1	0	100.0%	0	0.0%	0	0
Course:MLitt in Irish School of Ecumenics (DPMRE-ECUM-3F03)	1	1	1	0	1	100.0%	0	0.0%	0	0
Course:MLitt in Irish School of Ecumenics (DPMRE-ECUM-3F09)	1	1	1	1	0	100.0%	1	100.0%	0	1
School Of Social Sciences And Philosophy	2	0	0	0	0	0.0%	0	0.0%	0	0
Disipline: Economics	1	0	0	0	0	0.0%	0	0.0%	0	0
Course:MLitt in Economics (DPMSP-ECON-3F09)	1	0	0	0	0	0.0%	0	0.0%	0	0
Disipline: Sociology	1	0	0	0	0	0.0%	0	0.0%	0	0
Course:MLitt in Sociology (DPMSP-SOCS-3F09)	1	0	0	0	0	0.0%	0	0.0%	0	0

Course Structure Faculty>School>Discipline>Course>Subject	Num Applications	Num Offers Made	Num Accepted	Num Accepted Non-EU	Num Accepted EU	% Accepted Offers	Num Registered	% Registered Students	Num EU Registered	Num Non EU Registered
Total Selected Applicants:	98	48	47	8	39	97.92%	38	79.17%	34	4
Faculty Of Engineering, Maths And Science	37	21	20	4	16	95.24%	17	80.95%	16	1
School Of Biochemistry And Immunology	2	0	0	0	0	0.0%	0	0.0%	0	0
Disipline: Biochemistry	2	0	0	0	0	0.0%	0	0.0%	0	0
Course:MSc in Immunology (DPMBI-IMMU-3F03)	1	0	0	0	0	0.0%	0	0.0%	0	0
Course:MSc in Immunology (DPMBI-IMMU-3F09)	1	0	0	0	0	0.0%	0	0.0%	0	0
School Of Chemistry	5	4	4	1	3	100.0%	3	75.0%	3	0
Disipline: Chemistry	5	4	4	1	3	100.0%	3	75.0%	3	0
Course:MSc in Chemistry (DPMCH-CHEM-3F03)	1	1	1	1	0	100.0%	0	0.0%	0	0
Course:MSc in Chemistry (DPMCH-CHEM-3F09)	4	3	3	0	3	100.0%	3	100.0%	3	0
School Of Computer Science And Statistics	6	3	2	0	2	66.67%	2	66.67%	2	0
Disipline: Computer Systems	6	3	2	0	2	66.67%	2	66.67%	2	0
Course:MSc in Computer Science (DPMCS-COMP-2P09)	3	2	1	0	1	50.0%	1	50.0%	1	0
Course:MSc in Computer Science (DPMCS-COMP-3F09)	3	1	1	0	1	100.0%	1	100.0%	1	0
School Of Engineering	12	5	5	1	4	100.0%	4	80.0%	4	0
Disipline: Civil, Structural And Environmental Engineering	5	2	2	1	1	100.0%	1	50.0%	1	0
Course:MSc in Civil, Structural & Environmental Eng (DPMEG-CSEE-2P09)	1	0	0	0	0	0.0%	0	0.0%	0	0
Course:MSc in Civil, Structural & Environmental Eng (DPMEG-CSEE-3F09)	2	1	1	1	0	100.0%	0	0.0%	0	0
Course:Engineering (DPMEG-ENGI-3P09)	2	1	1	0	1	100.0%	1	100.0%	1	0
Disipline: Electronic And Electrical Engineering	4	2	2	0	2	100.0%	2	100.0%	2	0
Course:MSc in Electronic & Electrical Engineering (DPMEG-EEEN-3F09)	4	2	2	0	2	100.0%	2	100.0%	2	0
Disipline: Mechanical And Manufacturing Engineering	3	1	1	0	1	100.0%	1	100.0%	1	0

Course Structure Faculty>School>Discipline>Course>Subject	Num Applications	Num Offers Made	Num Accepted	Num Accepted Non-EU	Num Accepted EU	% Accepted Offers	Num Registered	% Registered Students	Num EU Registered	Num Non EU Registered
Course:MSc in Mechanical & Manufacturing Engineering (DPMEG-MEME-2P09)	1	1	1	0	1	100.0%	1	100.0%	1	0
Course:MSc in Mechanical & Manufacturing Engineering (DPMEG-MEME-3F03)	2	0	0	0	0	0.0%	0	0.0%	0	0
School Of Genetics And Microbiology	2	2	2	0	2	100.0%	2	100.0%	2	0
Disipline: Genetics	2	2	2	0	2	100.0%	2	100.0%	2	0
Course:MSc in Genetics (DPMGM-GENE-3F09)	2	2	2	0	2	100.0%	2	100.0%	2	0
School Of Mathematics	4	2	2	1	1	100.0%	2	100.0%	1	1
Disipline: Mathematics	4	2	2	1	1	100.0%	2	100.0%	1	1
Course:MSc in Mathematics (DPMMA-MATH-3F03)	1	0	0	0	0	0.0%	0	0.0%	0	0
Course:MSc in Mathematics (DPMMA-MATH-3F09)	3	2	2	1	1	100.0%	2	100.0%	1	1
School Of Natural Sciences	3	3	3	1	2	100.0%	2	66.67%	2	0
Disipline: Botany	1	1	1	0	1	100.0%	1	100.0%	1	0
Course:MSc in Botany (DPMNS-BOTA-3F09)	1	1	1	0	1	100.0%	1	100.0%	1	0
Disipline: Geology	2	2	2	1	1	100.0%	1	50.0%	1	0
Course:MSc in Geology (DPMNS-GEOL-2P09)	1	1	1	0	1	100.0%	1	100.0%	1	0
Course:MSc in Geology (DPMNS-GEOL-3F09)	1	1	1	1	0	100.0%	0	0.0%	0	0
School Of Physics	3	2	2	0	2	100.0%	2	100.0%	2	0
Disipline: Physics	3	2	2	0	2	100.0%	2	100.0%	2	0
Course:MSc in Physics (DPMPY-PYSC-3F09)	3	2	2	0	2	100.0%	2	100.0%	2	0

Course Structure Faculty>School>Discipline>Course>Subject	Num Applications	Num Offers Made	Num Accepted	Num Accepted Non-EU	Num Accepted EU	% Accepted Offers	Num Registered	% Registered Students	Num EU Registered	Num Non EU Registered
Total Selected Applicants:	98	48	47	8	39	97.92%	38	79.17%	34	4
Faculty Of Health Sciences	31	17	17	2	15	100.0%	14	82.35%	12	2
School Of Dental Science	1	0	0	0	0	0.0%	0	0.0%	0	0
Disipline: Oral Biosciences	1	0	0	0	0	0.0%	0	0.0%	0	0
Course:MSc in Dental Science (DPMDE-PCDH-3F03)	1	0	0	0	0	0.0%	0	0.0%	0	0
School Of Medicine	25	15	15	1	14	100.0%	12	80.0%	11	1
Disipline: Anatomy	5	2	2	0	2	100.0%	1	50.0%	1	0
Course:MSc in Anatomy (DPMMD-ANAT-2P03)	2	1	1	0	1	100.0%	0	0.0%	0	0
Course:MSc in Anatomy (DPMMD-ANAT-2P09)	2	1	1	0	1	100.0%	1	100.0%	1	0
Course:MSc in Anatomy (DPMMD-ANAT-3F09)	1	0	0	0	0	0.0%	0	0.0%	0	0
Disipline: Clinical Medicine	5	3	3	0	3	100.0%	2	66.67%	2	0
Course:MSc in Clinical Medicine (DPMMD-CMED-2P03)	2	1	1	0	1	100.0%	0	0.0%	0	0
Course:MSc in Clinical Medicine (DPMMD-CMED-3F09)	3	2	2	0	2	100.0%	2	100.0%	2	0
Disipline: Histopathology And Morbid Anatomy	1	0	0	0	0	0.0%	0	0.0%	0	0
Course:MSc in Histopathology & Morbid Anatomy (DPMMD-HMAN-3F09)	1	0	0	0	0	0.0%	0	0.0%	0	0
Disipline: Immunology (Medicine)	1	0	0	0	0	0.0%	0	0.0%	0	0
Course:MSc in Immunology (DPMMD-MIMM-2P09)	1	0	0	0	0	0.0%	0	0.0%	0	0
Disipline: Occupational Therapy	7	6	6	0	6	100.0%	5	83.33%	5	0
Course:MSc in Occupational Therapy (DPMMD-OTHY-2P03)	1	0	0	0	0	0.0%	0	0.0%	0	0
Course:MSc in Occupational Therapy (DPMMD-OTHY-2P09)	2	2	2	0	2	100.0%	1	50.0%	1	0
Course:MSc in Occupational Therapy (DPMMD-OTHY-3F09)	4	4	4	0	4	100.0%	4	100.0%	4	0
Disipline: Paediatrics	2	0	0	0	0	0.0%	0	0.0%	0	0
Course:MSc in Paediatrics (DPMMD-PAED-2P03)	1	0	0	0	0	0.0%	0	0.0%	0	0
Course:MSc in Paediatrics (DPMMD-PAED-3F03)	1	0	0	0	0	0.0%	0	0.0%	0	0

Course Structure Faculty>School>Discipline>Course>Subject	Num Applications	Num Offers Made	Num Accepted	Num Accepted Non-EU	Num Accepted EU	% Accepted Offers	Num Registered	% Registered Students	Num EU Registered	Num Non EU Registered
Disipline: Physiotherapy	3	3	3	1	2	100.0%	3	100.0%	2	1
Course:MSc in Physiotherapy (DPMMD-PTHY-2P09)	1	1	1	0	1	100.0%	1	100.0%	1	0
Course:MSc in Physiotherapy (DPMMD-PTHY-3F09)	2	2	2	1	1	100.0%	2	100.0%	1	1
Disipline: Public Health And Primary Care	1	1	1	0	1	100.0%	1	100.0%	1	0
Course:MSc in Public Health & Primary Care (DPMMD-PUHP-3F09)	1	1	1	0	1	100.0%	1	100.0%	1	0
School Of Nursing And Midwifery	2	1	1	0	1	100.0%	1	100.0%	1	0
Disipline: Nursing And Midwifery	2	1	1	0	1	100.0%	1	100.0%	1	0
Course:MSc in Nursing and Midwifery (DPMNM-GNUR-2P09)	1	0	0	0	0	0.0%	0	0.0%	0	0
Course:MSc in Nursing and Midwifery (DPMNM-GNUR-3F09)	1	1	1	0	1	100.0%	1	100.0%	1	0
School Of Pharmacy And Pharmaceutical Sciences	3	1	1	1	0	100.0%	1	100.0%	0	1
Disipline: Pharmacy And Pharmaceutical Sciences	3	1	1	1	0	100.0%	1	100.0%	0	1
Course:MSc in Pharmacy & Pharmaceutical Sciences (DPMPH-PHAR-3F03)	1	0	0	0	0	0.0%	0	0.0%	0	0
Course:MSc in Pharmacy & Pharmaceutical Sciences (DPMPH-PHAR-3F09)	2	1	1	1	0	100.0%	1	100.0%	0	1

Appendix 7d: Application data for Postgraduate Visiting applications processed through SITS for 2014/2015 (data as of 10 March 2015)

Course Structure Faculty>School>Discipline>Course>Subject	Num Applications	Num Offers Made	Num Accepted	Num Accepted Non-EU	Num Accepted EU	% Accepted Offers	Num Registered	% Registered Students	Num EU Registered	Num Non EU Registered
Total Selected Applicants:	81	75	75	15	60	100.0%	69	92.0%	54	15
Faculty Of Arts, Humanities And Social Sciences	29	25	25	15	10	100.0%	25	100.0%	10	15
School Of Drama, Film And Music	4	4	4	0	4	100.0%	4	100.0%	4	0
Disipline: Drama	4	4	4	0	4	100.0%	4	100.0%	4	0
Course:PG Visiting Drama, Film & Music (DPVDM-DFMU-1F01)	4	4	4	0	4	100.0%	4	100.0%	4	0
Multischool	25	21	21	15	6	100.0%	21	100.0%	6	15
Disipline: Multi-Discipline	25	21	21	15	6	100.0%	21	100.0%	6	15
Course:PG Visiting AHSS One Year (DPVAH-AHYR-1F09)	3	3	3	0	3	100.0%	2	66.67%	2	0
Course:PG Visiting AHSS Hilary Term (DPVAH-PAHH-1F01)	5	3	3	2	1	100.0%	5	166.67%	3	2
Course:PG Visiting AHSS Michalemas Term (DPVAH-PAHM-1F09)	17	15	15	13	2	100.0%	14	93.33%	1	13

Course Structure Faculty>School>Discipline>Course>Subject	Num Applications	Num Offers Made	Num Accepted	Num Accepted Non-EU	Num Accepted EU	% Accepted Offers	Num Registered	% Registered Students	Num EU Registered	Num Non EU Registered
Total Selected Applicants:	81	75	75	15	60	100.0%	69	92.0%	54	15
Faculty Of Engineering, Maths And Science	4	3	3	0	3	100.0%	4	133.33%	4	0
Multischool	4	3	3	0	3	100.0%	4	133.33%	4	0
Disipline: Multi-Discipline	4	3	3	0	3	100.0%	4	133.33%	4	0
Course:PG Visiting EMS + HS Hilary Term (DPVMF-PEMH-1F01)	1	0	0	0	0	0.0%	1	0.0%	1	0
Course:PG Visiting EMS + HS Michaelmas Term (DPVMF-PEMM-1F09)	2	2	2	0	2	100.0%	2	100.0%	2	0
Course:PG Visiting EMS + HS One Year (DPVMF-PEMY-1F09)	1	1	1	0	1	100.0%	1	100.0%	1	0

Course Structure Faculty>School>Discipline>Course>Subject	Num Applications	Num Offers Made	Num Accepted	Num Accepted Non-EU	Num Accepted EU	% Accepted Offers	Num Registered	% Registered Students	Num EU Registered	Num Non EU Registered
Total Selected Applicants:	81	75	75	15	60	100.0%	69	92.0%	54	15
Faculty Of Health Sciences	48	47	47	0	47	100.0%	40	85.11%	40	0
School Of Nursing And Midwifery	1	1	1	0	1	100.0%	1	100.0%	1	0
Disipline: Nursing And Midwifery	1	1	1	0	1	100.0%	1	100.0%	1	0
Course:1 Module Band C (Health Sciences) (DPVNM-1MBC-1P09)	1	1	1	0	1	100.0%	1	100.0%	1	0
School Of Pharmacy And Pharmaceutical Sciences	47	46	46	0	46	100.0%	39	84.78%	39	0
Disipline: Pharmacy And Pharmaceutical Sciences	47	46	46	0	46	100.0%	39	84.78%	39	0
Course:Cardiology in Clinical Pharmacy (DPVPH-CCPP-1P01)	24	23	23	0	23	100.0%	20	86.96%	20	0
Course:Cardiology in Clinical Pharmacy (DPVPH-CCPP-1P09)	23	23	23	0	23	100.0%	19	82.61%	19	0

Appendix 7e: Application data for Postgraduate Validated applications processed through SITS 2014/2015 (data as of 10 March 2015)

Course Structure Faculty>School>Discipline>Course>Subject	Num Applications	Num Offers Made	Num Accepted	Num Accepted Non-EU	Num Accepted EU	% Accepted Offers	Num Registered	% Registered Students	Num EU Registered	Num Non EU Registered
Total Selected Applicants:	14	14	14	1	13	100.0%	13	92.86%	12	1
Faculty Of Arts, Humanities And Social Sciences	14	14	14	1	13	100.0%	13	92.86%	12	1
School Of Drama, Film And Music	14	14	14	1	13	100.0%	13	92.86%	12	1
Disipline: Music	14	14	14	1	13	100.0%	13	92.86%	12	1
Course:PhD Music in Performance (DPODM-MPER-1V09)	3	3	3	0	3	100.0%	3	100.0%	3	0
Course:Music Performance (DPTDM-MPER-1V09)	11	11	11	1	10	100.0%	10	90.91%	9	1

Appendix 8a: Funding Data for Postgraduate (Doctorate) Registered Students for Year 2013/14

	No. of Registered students	EU Fee Status	NON EU Fee Status	Research Funded	Department Funded	College Award	Government Funded	Self Funded	Other Funded
Faculty of Arts, Humanities and Social Sciences									
School of Business	38	31	7	2	3	4	1	33	6
School of Drama, Film and Music	31	26	5	5	1	4	1	22	7
School of Education	69	65	4	0	7	3	3	62	14
School of English	56	47	9	3	5	6	14	48	9
School of Histories & Humanities	94	71	23	5	7	13	21	77	24
School of Languages, Literatures & Cultural Studies	32	29	3	2	3	3	3	25	6
School of Linguistic, Speech & Communication Sciences	39	32	7	5	11	3	1	22	5
School of Law	62	57	5	0	4	2	3	55	17
Multi-School	1	1	0	0	0	0	0	0	0
School of Psychology	145	131	14	15	5	8	5	119	68
School of Religions, Theology & Ecumenics	35	23	12	1	1	3	2	32	10
School of Social Sciences & Philosophy	80	62	18	2	46	13	13	31	8
School of Social Work and Social Policy	26	26	0	0	7	6	3	19	5
Faculty Total	708	601	107	40	100	68	70	545	179
Faculty of Engineering, Mathematics & Science									
School of Biochemistry and Immunology	71	68	3	44	21	7	1	10	4
School of Chemistry	80	73	7	58	17	8	4	9	7
School of Computer Science & Statistics	119	96	23	64	18	13	1	39	8
School of Engineering	121	100	21	68	41	17	3	41	10
School of Genetics & Microbiology	52	50	2	36	10	6	4	7	1
School of Mathematics	11	11	0	3	6	1	0	4	3
School of Natural Sciences	65	51	14	26	17	12	3	26	9
School of Physics	97	74	23	62	49	10	5	12	11
Faculty Total	616	523	93	361	179	74	21	148	53
Faculty of Health Sciences									
School of Dental Science	38	31	7	3	3	6	0	26	13
School of Medicine	207	196	11	70	42	13	2	79	19
School of Nursing & Midwifery	44	40	4	11	11	5	0	23	10
School of Pharmacy & Pharmaceutical Sciences	31	26	5	6	9	7	0	13	6
Faculty Total	320	293	27	90	65	31	2	141	48
Total	1644	1417	227	491	344	173	93	834	280

Note: Due to the fact that some students could have multiple funding sources, the total of the registered students and the various funding types will not equal.

Appendix 8a(i): Breakdown of 'Other' course funding sources (Doctorate)

	SUSI	HSE	Hospital	Scholars	Stafford	Staff	Child of Staff	VEC	Embassy	Council	Exchange	Research - Other	Government - Other	Foreign Sources	Fees Internal	Naughton and Mitchell	RCSI	Waiver - Other
Faculty of Arts, Humanities and Social Sciences																		
School of Business	1	0	0	0	0	0	1	0	2	0	0	0	0	0	1	0	1	0
School of Drama, Film and Music	2	0	0	1	0	0	0	0	0	2	0	1	0	1	0	0	0	0
School of Education	3	0	0	0	1	0	7	0	0	1	0	1	0	1	0	0	0	0
School of English	4	0	0	0	2	1	0	0	0	1	0	1	0	0	0	0	0	0
School of Histories & Humanities	4	0	0	2	6	0	3	0	0	7	0	1	0	0	0	0	0	1
School of Languages, Literatures & Cultural Studies	1	0	0	1	0	0	0	0	0	4	0	0	0	0	0	0	0	0
School of Linguistic, Speech & Communication Sciences	0	0	0	0	1	0	0	0	2	0	0	1	0	1	0	0	0	0
School of Law	5	0	0	0	0	1	2	0	1	4	0	3	0	1	0	0	0	0
Multi-School	0	0	0	0	0	0	0	0	0	0	0	0	0	0	0	0	0	0
School of Psychology	13	40	4	1	3	0	1	1	0	5	1	0	0	0	1	0	0	0
School of Religions, Theology & Ecumenics	2	0	0	1	2	0	0	0	5	0	0	0	0	0	0	0	0	0
School of Social Sciences & Philosophy	2	0	0	1	1	0	0	2	0	0	0	1	0	0	0	0	0	1
School of Social Work and Social Policy	0	0	0	0	0	0	3	1	0	1	0	0	0	0	0	0	0	0
Total	37	40	4	7	16	2	17	4	5	30	1	9	0	4	2	0	1	2
Faculty of Engineering, Mathematics & Science																		
School of Biochemistry and Immunology	0	0	0	1	0	0	0	0	1	0	0	1	1	0	0	0	0	0
School of Chemistry	0	0	0	4	0	1	0	0	0	0	0	0	0	0	0	1	0	1
School of Computer Science & Statistics	1	0	0	0	0	0	1	0	3	1	0	1	0	0	1	0	0	0
School of Engineering	0	0	0	6	0	0	2	0	2	0	0	0	0	0	0	0	0	0
School of Genetics & Microbiology	0	0	0	0	0	0	0	0	0	1	0	0	0	0	0	0	0	0
School of Mathematics	1	0	0	0	0	0	0	0	0	0	0	2	0	0	0	0	0	0
School of Natural Sciences	0	0	0	3	0	0	1	0	0	0	0	1	1	1	0	0	0	2
School of Physics	0	0	0	3	0	0	2	0	0	0	0	0	1	5	0	0	0	0
Total	2	0	0	17	0	1	6	0	6	2	0	5	3	6	1	1	0	3
Faculty of Health Sciences																		
School of Dental Science	0	0	0	0	0	0	0	0	4	3	0	0	5	1	0	0	0	0
School of Medicine	1	0	2	1	1	1	4	2	3	2	0	1	0	1	0	0	0	0
School of Nursing & Midwifery	0	0	1	0	0	0	2	0	2	1	0	0	0	1	5	0	0	0
School of Pharmacy & Pharmaceutical Sciences	0	0	0	1	0	0	0	0	2	1	0	1	0	1	0	0	0	0
Total	1	0	3	2	1	1	6	2	11	7	0	2	5	4	5	0	0	0
Overall Total	40	40	7	26	17	4	29	6	22	39	1	16	8	14	8	1	1	5

Appendix 8b: Funding Data for Postgraduate (Research) Registered Students for Year 2013/14

Faculty School Name	No. of Registered Students	EU Fee Status	NON EU Fee Status	Research Funded	Departmental Funded	College Award	Government Funded	Self Funded	Other Funded
Faculty of Arts, Humanities and Social Sciences									
School of Business	1	1	0	0	0	0	0	1	0
School of Drama, Film and Music	1	1	0	0	0	0	0	1	0
School of Education	1	1	0	0	0	0	0	1	0
School of English	1	1	0	0	0	0	0	1	0
School of Histories and Humanities	3	3	0	0	0	0	0	3	2
School of Linguistic, Speech and Communication Sciences	2	2	0	0	0	0	0	2	0
School of Law	9	9	0	0	0	0	0	9	3
School of Religions, Theology and Ecumenics	1	1	0	0	0	0	0	1	0
School of Social Sciences and Philosophy	2	2	0	0	0	0	0	2	1
Faculty Total	21	21	0	0	0	0	0	21	6
Faculty of Engineering, Mathematics and Science									
School of Biochemistry and Immunology	1	1	0	0	1	0	0	0	0
School of Chemistry	2	2	0	2	0	0	0	0	0
School of Computer Science and Statistics	8	5	3	4	0	0	0	2	0
School of Engineering	10	9	1	2	2	0	0	5	0
School of Genetics and Microbiology	2	2	0	2	0	0	0	0	0
School of Mathematics	2	1	1	0	0	0	0	1	1
School of Natural Sciences	5	5	0	0	2	0	0	3	1
School of Physics	5	4	1	3	1	0	0	1	0
Faculty total	35	29	6	13	6	0	0	12	2
Faculty of Health Sciences									
School of Medicine	24	23	1	2	10	0	0	11	2
School of Nursing and Midwifery	2	2	0	0	0	0	0	2	2
School of Pharmacy and Pharmaceutical Sciences	4	3	1	0	1	0	0	3	0
Faculty total	30	28	2	2	11	0	0	16	4
Multi-Faculty, Multi-School	1	1	0	0	0	0	0	1	0
Total	87	79	8	15	17	0	0	50	12

Appendix 8b(i): Breakdown of 'Other' course funding sources (Research)

Faculty School Name	SUSI	HSE	Hospital	Scholars	Stafford	Staff	Child of Staff	VEC	Embassy	Council	Exchange	Research - Other	Government - Other	Foreign Sources	Fees Internal	Naughton and Mitchell	RCSI	Waiver - Other
Faculty of Arts, Humanities and Social Sciences																		
School of Business	0	0	0	0	0	0	0	0	0	0	0	0	0	0	0	0	0	0
School of Drama, Film and Music	0	0	0	0	0	0	0	0	0	0	0	0	0	0	0	0	0	0
School of Education	0	0	0	0	0	0	0	0	0	0	0	0	0	0	0	0	0	0
School of English	0	0	0	0	0	0	0	0	0	0	0	0	0	0	0	0	0	0
School of Histories and Humanities	1	0	0	0	0	1	0	0	0	0	0	0	0	0	0	0	0	0
School of Linguistic, Speech and Communicaiton Sciences	0	0	0	0	0	0	0	0	0	0	0	0	0	0	0	0	0	0
School of Law	2	0	0	1	0	0	0	0	0	0	0	0	0	0	0	0	0	0
School of Religions, Theology and Ecumenics	0	0	0	0	0	0	0	0	0	0	0	0	0	0	0	0	0	0
School of Social Sciences and Philosophy	0	0	0	1	0	0	0	0	0	0	0	0	0	0	0	0	0	0
Faculty Total	3	0	0	2	0	1	0	0	0	0	0	0	0	0	0	0	0	0
Faculty of Engineering, Mathematics and Science																		
School of Biochemistry and Immunology	0	0	0	0	0	0	0	0	0	0	0	0	0	0	0	0	0	0
School of Chemistry	0	0	0	0	0	0	0	0	0	0	0	0	0	0	0	0	0	0
School of Computer Science and Statistics	0	0	0	0	0	0	0	0	0	0	0	0	0	0	0	0	0	0
School of Engineering	0	0	0	0	0	0	0	0	0	0	0	0	0	0	0	0	0	0
School of Genetics and Microbiology	0	0	0	0	0	0	0	0	0	0	0	0	0	0	0	0	0	0
School of Mathematics	0	0	0	0	0	0	0	0	0	0	0	0	0	0	0	0	1	0
School of Natural Sciences	0	0	0	1	0	0	0	0	0	0	0	0	0	0	0	0	0	0
School of Physics	0	0	0	0	0	0	0	0	0	0	0	0	0	0	0	0	0	0
Faculty total	0	0	0	1	0	0	0	0	0	0	0	0	0	0	0	0	1	0
Faculty of Health Sciences																		
School of Medicine	1	0	0	0	0	0	1	0	0	0	0	0	0	0	0	0	0	0
School of Nursing and Midwifery	0	0	0	0	0	0	2	0	0	0	0	0	0	0	0	0	0	0
School of Pharmacy and Pharmaceutical Sciences	0	0	0	0	0	0	0	0	0	0	0	0	0	0	0	0	0	0
Faculty total	1	0	0	0	0	0	3	0	0	0	0	0	0	0	0	0	0	0
Multi-Faculty, Multi-School	0	0	0	0	0	0	0	0	0	0	0	0	0	0	0	0	0	0
Total	4	0	0	3	0	1	3	0	0	0	0	0	0	0	0	0	1	0

Appendix 8c: Funding Data for Postgraduate (Taught) Registered Students for Year 2013/14									
Faculty School Name	No. of Registered Students	EU Fee Status	NON EU Fee Status	Research Funded	Departmental Funded	College Award	Government Funded	Self Funded	Other Funded
Faculty of Arts, Humanities and Social Sciences									
School of Business	201	166	35	0	28	0	0	171	25
School of Drama, Film and Music	46	38	8	0	0	0	0	46	12
School of Education	327	319	8	1	4	0	0	317	43
School of English	87	64	23	0	1	1	1	84	22
School of Histories and Humanities	79	49	30	1	2	0	0	74	23
School of Languages, Literatures and Cultural Studies	43	28	15	2	0	0	0	40	7
School of Linguistic, Speech and Communication Sciences	49	33	16	0	0	0	0	45	13
School of Law	117	102	15	0	0	0	2	115	18
School of Psychology	86	82	4	0	0	0	0	86	24
School of Religions, Theology and Ecumenics	106	79	27	0	2	0	0	56	61
School of Social Sciences and Philosophy	73	56	17	0	2	0	0	69	17
School of Social Work and Social Policy	111	104	7	0	0	0	0	110	33
Total	1325	1120	205	4	39	1	3	1213	298
Faculty of Engineering, Mathematics and Science									
School of Biochemistry and Immunology	19	13	6	0	0	0	0	19	6
School of Computer Science and Statistics	275	258	17	0	7	0	6	223	30
School of Engineering	182	167	15	0	0	0	0	178	15
School of Mathematics	12	8	4	0	0	0	1	12	2
School of Natural Sciences	65	36	29	0	5	0	0	59	23
Total	553	482	71	0	12	0	7	491	76
Faculty of Health Sciences									
School of Dental Science	14	14	0	0	0	0	0	0	0
School of Medicine	290	265	25	1	7	0	0	271	76
School of Nursing and Midwifery	215	215	0	0	2	0	0	206	132
School of Pharmacy and Pharmaceutical Sciences	51	46	5	0	0	0	0	49	3
Total	570	540	30	1	9	0	0	526	211
Overall Total	2448	2142	306	5	60	1	10	2230	585

Appendix 8c(i): Breakdown of 'Other' course funding sources (Taught)

Faculty School Name	SUSI	HSE	Hospital	Scholars	Stafford	Church of Ireland	Staff	Child of Staff	VEC	Embassy	Council	Exchange	Research Other	Government - Other	HEA	Foreign Sources	Fees Internal	Naughton and Mitchell	RCSI	Waiver Other	Erasmus
Faculty of Arts, Humanities and Social Sciences																					
School of Business	4	0	0	10	7	0	1	1	0	0	0	0	0	0	0	0	0	0	0	2	0
School of Drama, Film and Music	8	0	0	1	3	0	0	0	0	0	0	0	0	0	0	0	0	0	0	0	0
School of Education	29	0	0	0	0	0	1	10	0	0	0	0	0	3	0	0	1	0	0	0	0
School of English	13	0	0	1	7	0	0	1	0	0	0	0	0	0	0	0	0	0	0	0	0
School of Histories and Humanities	8	0	0	2	12	0	0	0	0	0	0	0	0	0	0	0	1	0	0	0	0
School of Languages, Literatures and Cultural Studies	3	0	0	1	3	0	0	0	0	0	0	0	0	0	0	0	0	0	0	0	0
School of Linguistic, Speech and Communication Sciences	4	0	0	1	2	0	1	0	0	3	0	0	0	0	0	2	0	0	0	0	1
School of Law	13	0	0	2	0	0	0	0	0	1	0	1	0	0	0	1	0	0	0	0	0
School of Psychology	17	0	0	3	3	0	0	0	0	0	0	0	0	1	0	0	0	0	0	0	0
School of Religions, Theology and Ecumenics	1	0	0	0	10	48	0	1	0	0	0	0	0	1	0	0	0	0	0	0	0
School of Social Sciences and Philosophy	5	0	0	4	2	0	0	0	0	0	0	0	0	5	0	0	1	0	0	0	0
School of Social Work and Social Policy	13	6	2	1	2	0	0	0	0	0	0	0	0	15	0	0	0	0	0	0	0
Total	118	6	2	26	51	48	3	13	0	4	0	1	0	25	0	3	3	0	0	2	1
Faculty of Engineering, Mathematics and																					
School of Biochemistry and Immunology	2	0	0	1	2	0	0	0	0	0	0	0	0	0	1	0	0	0	0	0	0
School of Computer Science and Statistics	5	2	1	5	1	0	1	7	0	1	1	0	2	3	0	0	2	0	0	0	0
School of Engineering	10	0	0	0	0	0	1	1	0	0	0	0	0	1	0	0	0	2	0	0	0
School of Mathematics	0	0	0	2	0	0	0	0	0	0	0	0	0	0	0	0	0	0	0	0	0
School of Natural Sciences	11	0	0	1	10	0	0	0	0	1	0	0	0	0	0	0	0	0	0	0	0
Total	28	2	1	9	13	0	2	8	0	2	1	0	2	4	1	0	2	2	0	0	0
Faculty of Health Sciences																					
School of Dental Science	0	0	0	0	0	0	0	0	0	0	0	0	0	0	0	0	0	0	0	0	0
School of Medicine	16	25	8	15	4	0	0	0	0	3	0	0	0	4	0	1	1	0	0	0	0
School of Nursing and Midwifery	3	85	45	0	0	0	0	0	0	0	0	0	0	0	0	0	42	0	0	0	0
School of Pharmacy and Pharmaceutical Sciences	0	0	2	1	0	0	0	0	0	0	0	0	0	0	0	0	0	0	0	0	0
Total	19	110	55	16	4	0	0	0	0	3	0	0	0	4	0	1	43	0	0	0	0
Overall Total	165	118	58	51	68	48	5	21	0	9	1	1	2	33	1	4	48	2	0	2	1

Appendix 8d: Funding Data for Postgraduate (Visiting) Registered Students for Year 2013/14

Faculty School Name	No. of Registered students	EU Fee Statu	NON EU Fee Status	Research Funded	Departmental Funded	College Award	Government Funded	Self Funded	Other Funded
Faculty of Arts, Humanities and Social									
Multi School	8	2	6	0	0	0	0	2	6
Total	8	2	6	0	0	0	0	2	6
Faculty of Health Sciences									
School of Pharmacy and Pharmaceutical	20	20	0	0	0	0	0	20	0
Total	20	20	0	0	0	0	0	20	0
Overall Total	28	22	6	0	0	0	0	22	6

Appendix 8d(i): Breakdown of 'Other' course funding sources (Visiting)																				
Faculty School Name	SUSI	HSE	Hospital	Scholars	Stafford	Church of Ireland	Staff	Child of Staff	VEC	Embassy	Council	Exchange	Research Other	Government Other	Foreign Sources	Fees Internal	Naughton and Mitchell	RCSI	Waiver - Other	Erasmus
Faculty of Arts, Humanities and Social																				
Multi School	0	0	0	0	0	0	0	0	0	0	0	5	0	0	0	0	0	0	0	1
Total	0	0	0	0	0	0	0	0	0	0	0	5	0	0	0	0	0	0	0	1
Faculty of Health Sciences																				
School of Pharmacy and Pharmaceutical Sciences	0	0	0	0	0	0	0	0	0	0	0	0	0	0	0	0	0	0	0	0
Total	0	0	0	0	0	0	0	0	0	0	0	0	0	0	0	0	0	0	0	0
Overall Total	0	0	0	0	0	0	0	0	0	0	0	5	0	0	0	0	0	0	0	1

Appendix 8e: Funding Data for Postgraduate (Validated) Registered Students for Year 2013/14

Faculty School Name	No. of Registered Students	EU Fee Status	NON EU Fee Status	Research Funded	Departmental Funded	College Award	Government Funded	Self Funded	Other Funded
Faculty of Arts, Humanities and Social Sciences									
School of Drama, Film and Music	11	11	0	0	8	0	0	3	5
School of Education	16	7	0	0	0	0	0	7	0
Faculty Total	27	18	0	0	8	0	0	10	5
Overall Total	27	18	0	0	8	0	0	10	5

Appendix 8e(i): Breakdown of 'Other' course funding sources (Validated)																			
Faculty School Name	SUSI	HSE	Hospital	Scholars	Stafford	Church of Ireland	Staff	Child of Staff	VEC	Embassy	Council	Exchange	Research - Other	Government - Other	Foreign Sources	Fees Internal	Naughton and Mitchell	RCSI	Erasmus
Faculty of Arts, Humanities and Social																			
School of Drama, Film and Music	3	0	0	2	0	0	0	0	0	0	0	0	0	0	0	0	0	0	0
School of Education	0	0	0	0	0	0	0	0	0	0	0	0	0	0	0	0	0	0	0
Faculty Total	3	0	0	2	0	0	0	0	0	0	0	0	0	0	0	0	0	0	0
Overall Total	3	0	0	2	0	0	0	0	0	0	0	0	0	0	0	0	0	0	0

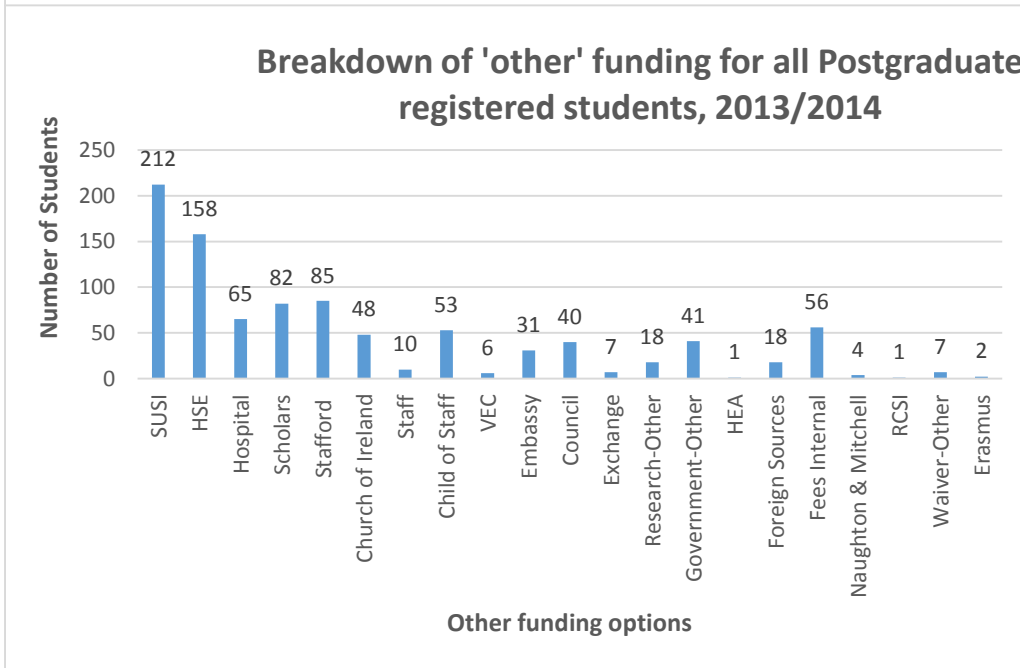
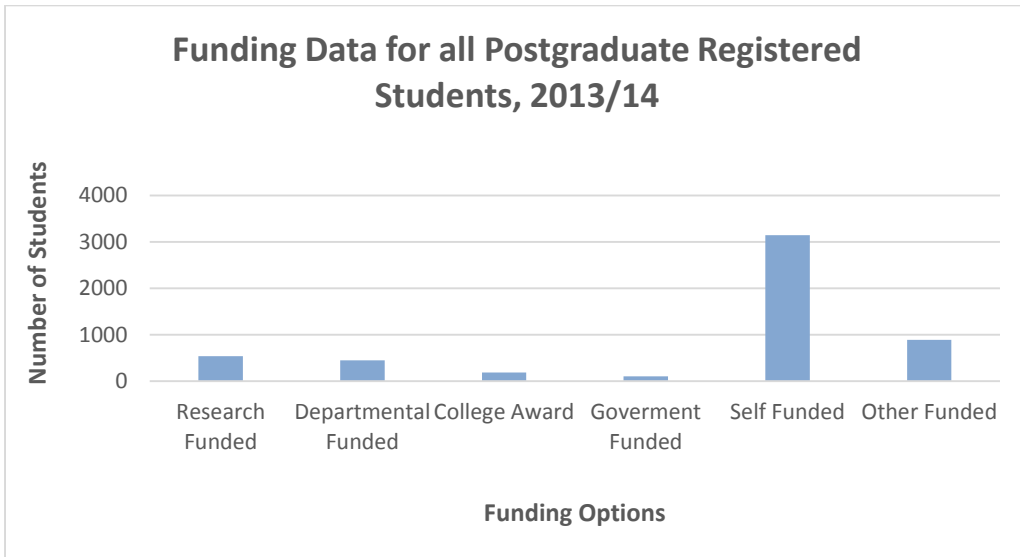


Figure 6: Funding source for all Postgraduate registered students, 2013/14